



Bis(2,2,2-trifluoroethyl) ether

Apollo Scientific

Chemwatch Hazard Alert Code: 3

Part Number: PC3053V

Version No: 2.2

Safety Data Sheet

Issue Date: 10/07/2023

Print Date: 10/07/2023

S.GHS.GB-NIR.EN

SECTION 1 Identification of the substance / mixture and of the company / undertaking

Product Identifier

Product name	Bis(2,2,2-trifluoroethyl) ether
Chemical Name	2,2,2-trifluoroethyl ether
Synonyms	Not Available
Proper shipping name	ETHERS, N.O.S.
Chemical formula	C4-H4-F6-O
Other means of identification	Not Available
CAS number	333-36-8*

Relevant identified uses of the substance or mixture and uses advised against

Relevant identified uses	Not Available
--------------------------	---------------

Details of the manufacturer or supplier of the safety data sheet

Registered company name	Apollo Scientific	Apollo Scientific Ltd
Address	Whitefield Road, Bredbury SK62QR United Kingdom	Whitefield Road, Bredbury Cheshire SK6 2QR United Kingdom (NI)
Telephone	01614060505	+44(0) 161 406 0505
Fax	0161 406 0506	Not Available
Website	http://www.apolloscientific.co.uk/	apolloscientific.co.uk
Email	sales@apolloscientific.co.uk	sales@apolloscientific.co.uk

Emergency telephone number

Association / Organisation	Not Available
Emergency telephone numbers	Not Available
Other emergency telephone numbers	Not Available

SECTION 2 Hazards identification



Classification of the substance or mixture

Classification according to regulation (EC) No 1272/2008 [CLP] and	H225 - Flammable Liquids Category 2, H335 - Specific Target Organ Toxicity - Single Exposure (Respiratory Tract Irritation) Category 3, H315 - Skin Corrosion/Irritation Category 2, H319 - Serious Eye Damage/Eye Irritation Category 2
--	--

Bis(2,2,2-trifluoroethyl) ether

amendments [1]	
Legend:	1. Classified by Chemwatch; 2. Classification drawn from Regulation (EU) No 1272/2008 - Annex VI

Label elements

Hazard pictogram(s)	 
Signal word	Danger

Hazard statement(s)

H225	Highly flammable liquid and vapour.
H335	May cause respiratory irritation.
H315	Causes skin irritation.
H319	Causes serious eye irritation.

Precautionary statement(s) Prevention

P210	Keep away from heat, hot surfaces, sparks, open flames and other ignition sources. No smoking.
P271	Use only outdoors or in a well-ventilated area.
P240	Ground and bond container and receiving equipment.
P241	Use explosion-proof electrical/ventilating/lighting/intrinsically safe equipment.
P242	Use non-sparking tools.
P243	Take action to prevent static discharges.
P261	Avoid breathing mist/vapours/spray.
P280	Wear protective gloves, protective clothing, eye protection and face protection.
P264	Wash all exposed external body areas thoroughly after handling.

Precautionary statement(s) Response

P370+P378	In case of fire: Use alcohol resistant foam or normal protein foam to extinguish.
P305+P351+P338	IF IN EYES: Rinse cautiously with water for several minutes. Remove contact lenses, if present and easy to do. Continue rinsing.
P312	Call a POISON CENTER/doctor/physician/first aider/if you feel unwell.
P337+P313	If eye irritation persists: Get medical advice/attention.
P302+P352	IF ON SKIN: Wash with plenty of water.
P303+P361+P353	IF ON SKIN (or hair): Take off immediately all contaminated clothing. Rinse skin with water [or shower].
P304+P340	IF INHALED: Remove person to fresh air and keep comfortable for breathing.
P332+P313	If skin irritation occurs: Get medical advice/attention.
P362+P364	Take off contaminated clothing and wash it before reuse.

Precautionary statement(s) Storage

P403+P235	Store in a well-ventilated place. Keep cool.
P405	Store locked up.

Precautionary statement(s) Disposal

P501	Dispose of contents/container to authorised hazardous or special waste collection point in accordance with any local regulation.
-------------	--

SECTION 3 Composition / information on ingredients

Substances

CAS No	%[weight]	Name	Classification according to regulation (EC) No 1272/2008 [CLP] and amendments	SCL / M-Factor
333-36-8*	100	<u>Bis(2,2,2-trifluoroethyl)</u>	Flammable Liquids Category 2, Specific Target Organ Toxicity - Single Exposure (Respiratory Tract Irritation) Category 3 , Skin Corrosion/Irritation	Not Available

Bis(2,2,2-trifluoroethyl) ether

CAS No	%[weight]	Name	Classification according to regulation (EC) No 1272/2008 [CLP] and amendments	SCL / M-Factor
		<u>ether</u>	Category 2, Serious Eye Damage/Eye Irritation Category 2; H225, H335, H315, H319 [1]	

Legend: 1. Classified by Chemwatch; 2. Classification drawn from Regulation (EU) No 1272/2008 - Annex VI; 3. Classification drawn from C&L; * EU IOELVs available; [e] Substance identified as having endocrine disrupting properties

Mixtures

See section above for composition of Substances

SECTION 4 First aid measures

Description of first aid measures

Eye Contact	<p>If this product comes in contact with the eyes:</p> <ul style="list-style-type: none"> ▶ Wash out immediately with fresh running water. ▶ Ensure complete irrigation of the eye by keeping eyelids apart and away from eye and moving the eyelids by occasionally lifting the upper and lower lids. ▶ Seek medical attention without delay; if pain persists or recurs seek medical attention. ▶ Removal of contact lenses after an eye injury should only be undertaken by skilled personnel.
Skin Contact	<p>If skin or hair contact occurs:</p> <ul style="list-style-type: none"> ▶ Flush skin and hair with running water (and soap if available). ▶ Seek medical attention in event of irritation.
Inhalation	<ul style="list-style-type: none"> ▶ If fumes, aerosols or combustion products are inhaled remove from contaminated area. ▶ Other measures are usually unnecessary.
Ingestion	<ul style="list-style-type: none"> ▶ Immediately give a glass of water. ▶ First aid is not generally required. If in doubt, contact a Poisons Information Centre or a doctor.

Indication of any immediate medical attention and special treatment needed

Treat symptomatically.
for lower alkyl ethers:

BASIC TREATMENT

- ▶ Establish a patent airway with suction where necessary.
- ▶ Watch for signs of respiratory insufficiency and assist ventilation as necessary.
- ▶ Administer oxygen by non-rebreather mask at 10 to 15 l/min.
- ▶ A low-stimulus environment must be maintained.
- ▶ Monitor and treat, where necessary, for shock.
- ▶ Anticipate and treat, where necessary, for seizures.
- ▶ **DO NOT use emetics.** Where ingestion is suspected rinse mouth and give up to 200 ml water (5 ml/kg recommended) for dilution where patient is able to swallow, has a strong gag reflex and does not drool.

ADVANCED TREATMENT

- ▶ Consider orotracheal or nasotracheal intubation for airway control in unconscious patient or where respiratory arrest has occurred.
- ▶ Positive-pressure ventilation using a bag-valve mask might be of use.
- ▶ Monitor and treat, where necessary, for arrhythmias.
- ▶ Start an IV D5W TKO. If signs of hypovolaemia are present use lactated Ringers solution. Fluid overload might create complications.
- ▶ Drug therapy should be considered for pulmonary oedema.
- ▶ Hypotension without signs of hypovolaemia may require vasopressors.
- ▶ Treat seizures with diazepam.
- ▶ Proparacaine hydrochloride should be used to assist eye irrigation.

EMERGENCY DEPARTMENT

- ▶ Laboratory analysis of complete blood count, serum electrolytes, BUN, creatinine, glucose, urinalysis, baseline for serum aminotransferases (ALT and AST), calcium, phosphorus and magnesium, may assist in establishing a treatment regime. Other useful analyses include anion and osmolar gaps, arterial blood gases (ABGs), chest radiographs and electrocardiograph.
- ▶ Ethers may produce anion gap acidosis. Hyperventilation and bicarbonate therapy might be indicated.
- ▶ Haemodialysis might be considered in patients with impaired renal function.
- ▶ Consult a toxicologist as necessary.

BRONSTEIN, A.C. and CURRANCE, P.L.

EMERGENCY CARE FOR HAZARDOUS MATERIALS EXPOSURE: 2nd Ed. 1994

Bis(2,2,2-trifluoroethyl) ether

SECTION 5 Firefighting measures

Extinguishing media

Special hazards arising from the substrate or mixture

Fire Incompatibility	<ul style="list-style-type: none">▸ Avoid contamination with oxidising agents i.e. nitrates, oxidising acids, chlorine bleaches, pool chlorine etc. as ignition may result
----------------------	--

Advice for firefighters

Fire Fighting	
Fire/Explosion Hazard	<ul style="list-style-type: none">▸ Liquid and vapour are highly flammable.▸ Severe fire hazard when exposed to heat, flame and/or oxidisers.▸ Vapour may travel a considerable distance to source of ignition.▸ Heating may cause expansion or decomposition leading to violent rupture of containers.▸ On combustion, may emit toxic fumes of carbon monoxide (CO). Combustion products include: carbon dioxide (CO ₂) other pyrolysis products typical of burning organic material.

SECTION 6 Accidental release measures

Personal precautions, protective equipment and emergency procedures

See section 8

Environmental precautions

See section 12

Methods and material for containment and cleaning up

Minor Spills	<ul style="list-style-type: none">▸ Remove all ignition sources.▸ Clean up all spills immediately.▸ Avoid breathing vapours and contact with skin and eyes.▸ Control personal contact with the substance, by using protective equipment.▸ Contain and absorb small quantities with vermiculite or other absorbent material.▸ Wipe up.▸ Collect residues in a flammable waste container.
Major Spills	

Personal Protective Equipment advice is contained in Section 8 of the SDS.

SECTION 7 Handling and storage

Precautions for safe handling

Safe handling	<ul style="list-style-type: none">▸ Containers, even those that have been emptied, may contain explosive vapours.▸ Do NOT cut, drill, grind, weld or perform similar operations on or near containers.▸ Avoid all personal contact, including inhalation.▸ Wear protective clothing when risk of exposure occurs.▸ Use in a well-ventilated area.▸ Prevent concentration in hollows and sumps.▸ DO NOT enter confined spaces until atmosphere has been checked.▸ Avoid smoking, naked lights, heat or ignition sources.▸ When handling, DO NOT eat, drink or smoke.▸ Vapour may ignite on pumping or pouring due to static electricity.▸ DO NOT use plastic buckets.▸ Earth and secure metal containers when dispensing or pouring product.▸ Use spark-free tools when handling.▸ Avoid contact with incompatible materials.▸ Keep containers securely sealed.▸ Avoid physical damage to containers.▸ Always wash hands with soap and water after handling.▸ Work clothes should be laundered separately.▸ Use good occupational work practice.▸ Observe manufacturer's storage and handling recommendations contained within this SDS.▸ Atmosphere should be regularly checked against established exposure standards to ensure safe working conditions.
---------------	--

Bis(2,2,2-trifluoroethyl) ether

	<p>The tendency of many ethers to form explosive peroxides is well documented. Ethers lacking non-methyl hydrogen atoms adjacent to the ether link are thought to be relatively safe</p> <ul style="list-style-type: none"> ▶ DO NOT concentrate by evaporation, or evaporate extracts to dryness, as residues may contain explosive peroxides with DETONATION potential. ▶ Any static discharge is also a source of hazard. ▶ Before any distillation process remove trace peroxides by shaking with excess 5% aqueous ferrous sulfate solution or by percolation through a column of activated alumina. ▶ Distillation results in uninhibited ether distillate with considerably increased hazard because of risk of peroxide formation on storage. ▶ Add inhibitor to any distillate as required. ▶ When solvents have been freed from peroxides by percolation through columns of activated alumina, the absorbed peroxides must promptly be desorbed by treatment with polar solvents such as methanol or water, which should then be disposed of safely.
Other information	<ul style="list-style-type: none"> ▶ Store in original containers in approved flame-proof area. ▶ No smoking, naked lights, heat or ignition sources. ▶ DO NOT store in pits, depression, basement or areas where vapours may be trapped. ▶ Keep containers securely sealed. ▶ Store away from incompatible materials in a cool, dry well ventilated area. ▶ Protect containers against physical damage and check regularly for leaks. ▶ Observe manufacturer's storage and handling recommendations contained within this MSDS. ▶ Tank storage: Tanks must be specifically designed for use with this product. Bulk storage tanks should be diked (bunded). Locate tanks away from heat and other sources of ignition. Cleaning, inspection and maintenance of storage tanks is a specialist operation, which requires the implementation of strict procedures and precautions. ▶ Keep in a cool place. Electrostatic charges will be generated during pumping. Electrostatic discharge may cause fire. Ensure electrical continuity by bonding and grounding (earthing) all equipment to reduce the risk. The vapours in the head space of the storage vessel may lie in the flammable/explosive range and hence may be flammable. ▶ For containers, or container linings use mild steel, stainless steel. Examples of suitable materials are: high density polyethylene (HDPE), polypropylene (PP), and Viton (FMK), which have been specifically tested for compatibility with this product. ▶ For container linings, use amine-adduct cured epoxy paint. ▶ For seals and gaskets use: graphite, PTFE, Viton A, Viton B. ▶ Unsuitable material: Some synthetic materials may be unsuitable for containers or container linings depending on the material specification and intended use. Examples of materials to avoid are: natural rubber (NR), nitrile rubber (NBR), ethylene propylene rubber (EPDM), polymethyl methacrylate (PMMA), polystyrene, polyvinyl chloride (PVC), polyisobutylene. However, some may be suitable for glove materials. ▶ Do not cut, drill, grind, weld or perform similar operations on or near containers. Containers, even those that have been emptied, can contain explosive vapours.

Conditions for safe storage, including any incompatibilities

Suitable container	<ul style="list-style-type: none"> ▶ Packing as supplied by manufacturer. ▶ Plastic containers may only be used if approved for flammable liquid. ▶ Check that containers are clearly labelled and free from leaks. ▶ For low viscosity materials (i) : Drums and jerry cans must be of the non-removable head type. (ii) : Where a can is to be used as an inner package, the can must have a screwed enclosure. ▶ For materials with a viscosity of at least 2680 cSt. (23 deg. C) ▶ For manufactured product having a viscosity of at least 250 cSt. (23 deg. C) ▶ Manufactured product that requires stirring before use and having a viscosity of at least 20 cSt (25 deg. C): (i) Removable head packaging; (ii) Cans with friction closures and (iii) low pressure tubes and cartridges may be used. ▶ Where combination packages are used, and the inner packages are of glass, there must be sufficient inert cushioning material in contact with inner and outer packages ▶ In addition, where inner packagings are glass and contain liquids of packing group I there must be sufficient inert absorbent to absorb any spillage, unless the outer packaging is a close fitting moulded plastic box and the substances are not incompatible with the plastic.
Storage incompatibility	<ul style="list-style-type: none"> ▶ Avoid reaction with oxidising agents

SECTION 8 Exposure controls / personal protection

Control parameters

Occupational Exposure Limits (OEL)

INGREDIENT DATA

Not Available

Emergency Limits

Ingredient	TEEL-1	TEEL-2	TEEL-3
Bis(2,2,2-trifluoroethyl) ether	Not Available	Not Available	Not Available

Bis(2,2,2-trifluoroethyl) ether

Ingredient	Original IDLH	Revised IDLH
Bis(2,2,2-trifluoroethyl) ether	Not Available	Not Available

Occupational Exposure Banding

Ingredient	Occupational Exposure Band Rating	Occupational Exposure Band Limit
Bis(2,2,2-trifluoroethyl) ether	E	≤ 0.1 ppm

Notes:

Occupational exposure banding is a process of assigning chemicals into specific categories or bands based on a chemical's potency and the adverse health outcomes associated with exposure. The output of this process is an occupational exposure band (OEB), which corresponds to a range of exposure concentrations that are expected to protect worker health.

Exposure controls

Engineering controls are used to remove a hazard or place a barrier between the worker and the hazard. Well-designed engineering controls can be highly effective in protecting workers and will typically be independent of worker interactions to provide this high level of protection.

The basic types of engineering controls are:

Process controls which involve changing the way a job activity or process is done to reduce the risk.

Enclosure and/or isolation of emission source which keeps a selected hazard "physically" away from the worker and ventilation that strategically "adds" and "removes" air in the work environment. Ventilation can remove or dilute an air contaminant if designed properly. The design of a ventilation system must match the particular process and chemical or contaminant in use. Employers may need to use multiple types of controls to prevent employee overexposure.

For flammable liquids and flammable gases, local exhaust ventilation or a process enclosure ventilation system may be required. Ventilation equipment should be explosion-resistant.

Air contaminants generated in the workplace possess varying "escape" velocities which, in turn, determine the "capture velocities" of fresh circulating air required to effectively remove the contaminant.

Type of Contaminant:	Air Speed:
solvent, vapours, degreasing etc., evaporating from tank (in still air).	0.25-0.5 m/s (50-100 f/min.)
aerosols, fumes from pouring operations, intermittent container filling, low speed conveyer transfers, welding, spray drift, plating acid fumes, pickling (released at low velocity into zone of active generation)	0.5-1 m/s (100-200 f/min.)
direct spray, spray painting in shallow booths, drum filling, conveyer loading, crusher dusts, gas discharge (active generation into zone of rapid air motion)	1-2.5 m/s (200-500 f/min.)

Appropriate engineering controls

Within each range the appropriate value depends on:

Lower end of the range	Upper end of the range
1: Room air currents minimal or favourable to capture	1: Disturbing room air currents
2: Contaminants of low toxicity or of nuisance value only.	2: Contaminants of high toxicity
3: Intermittent, low production.	3: High production, heavy use
4: Large hood or large air mass in motion	4: Small hood-local control only


Simple theory shows that air velocity falls rapidly with distance away from the opening of a simple extraction pipe. Velocity generally decreases with the square of distance from the extraction point (in simple cases). Therefore the air speed at the extraction point should be adjusted, accordingly, after reference to distance from the contaminating source. The air velocity at the extraction fan, for example, should be a minimum of 1-2 m/s (200-400 f/min.) for extraction of solvents generated in a tank 2 meters distant from the extraction point. Other mechanical considerations, producing performance deficits within the extraction apparatus, make it essential that theoretical air velocities are multiplied by factors of 10 or more when extraction systems are installed or used.

· Adequate ventilation is typically taken to be that which limits the average concentration to no more than 25% of the LEL within the building, room or enclosure containing the dangerous substance.

· Ventilation for plant and machinery is normally considered adequate if it limits the average concentration of any dangerous substance that might potentially be present to no more than 25% of the LEL. However, an increase up to a maximum 50% LEL can be acceptable where additional safeguards are provided to prevent the formation of a hazardous explosive atmosphere. For example, gas detectors linked to emergency shutdown of the process might be used together with maintaining or increasing the exhaust ventilation on solvent evaporating ovens and gas turbine enclosures.

· Temporary exhaust ventilation systems may be provided for non-routine higher-risk activities, such as cleaning, repair or maintenance in tanks or other confined spaces or in an emergency after a release. The work procedures for such activities should be carefully considered. The atmosphere should be continuously monitored to ensure that ventilation is adequate and the area remains safe. Where workers will enter the space, the ventilation should ensure that the concentration of the dangerous substance does not exceed 10% of the LEL (irrespective of the provision of suitable breathing apparatus)

Bis(2,2,2-trifluoroethyl) ether

Individual protection measures, such as personal protective equipment	
Eye and face protection	<ul style="list-style-type: none"> ▶ Safety glasses with side shields. ▶ Chemical goggles. [AS/NZS 1337.1, EN166 or national equivalent] ▶ Contact lenses may pose a special hazard; soft contact lenses may absorb and concentrate irritants. A written policy document, describing the wearing of lenses or restrictions on use, should be created for each workplace or task. This should include a review of lens absorption and adsorption for the class of chemicals in use and an account of injury experience. Medical and first-aid personnel should be trained in their removal and suitable equipment should be readily available. In the event of chemical exposure, begin eye irrigation immediately and remove contact lens as soon as practicable. Lens should be removed at the first signs of eye redness or irritation - lens should be removed in a clean environment only after workers have washed hands thoroughly. [CDC NIOSH Current Intelligence Bulletin 59].
Skin protection	See Hand protection below
Hands/feet protection	<p>The selection of suitable gloves does not only depend on the material, but also on further marks of quality which vary from manufacturer to manufacturer. Where the chemical is a preparation of several substances, the resistance of the glove material can not be calculated in advance and has therefore to be checked prior to the application.</p> <p>The exact break through time for substances has to be obtained from the manufacturer of the protective gloves and has to be observed when making a final choice.</p> <p>Personal hygiene is a key element of effective hand care. Gloves must only be worn on clean hands. After using gloves, hands should be washed and dried thoroughly. Application of a non-perfumed moisturiser is recommended.</p> <p>Suitability and durability of glove type is dependent on usage. Important factors in the selection of gloves include:</p> <ul style="list-style-type: none"> · frequency and duration of contact, · chemical resistance of glove material, · glove thickness and · dexterity <p>Select gloves tested to a relevant standard (e.g. Europe EN 374, US F739, AS/NZS 2161.1 or national equivalent).</p> <ul style="list-style-type: none"> · When prolonged or frequently repeated contact may occur, a glove with a protection class of 5 or higher (breakthrough time greater than 240 minutes according to EN 374, AS/NZS 2161.10.1 or national equivalent) is recommended. · When only brief contact is expected, a glove with a protection class of 3 or higher (breakthrough time greater than 60 minutes according to EN 374, AS/NZS 2161.10.1 or national equivalent) is recommended. · Some glove polymer types are less affected by movement and this should be taken into account when considering gloves for long-term use. · Contaminated gloves should be replaced. <p>As defined in ASTM F-739-96 in any application, gloves are rated as:</p> <ul style="list-style-type: none"> · Excellent when breakthrough time > 480 min · Good when breakthrough time > 20 min · Fair when breakthrough time < 20 min · Poor when glove material degrades <p>For general applications, gloves with a thickness typically greater than 0.35 mm, are recommended.</p> <p>It should be emphasised that glove thickness is not necessarily a good predictor of glove resistance to a specific chemical, as the permeation efficiency of the glove will be dependent on the exact composition of the glove material. Therefore, glove selection should also be based on consideration of the task requirements and knowledge of breakthrough times.</p> <p>Glove thickness may also vary depending on the glove manufacturer, the glove type and the glove model. Therefore, the manufacturers technical data should always be taken into account to ensure selection of the most appropriate glove for the task.</p> <p>Note: Depending on the activity being conducted, gloves of varying thickness may be required for specific tasks. For example:</p> <ul style="list-style-type: none"> · Thinner gloves (down to 0.1 mm or less) may be required where a high degree of manual dexterity is needed. However, these gloves are only likely to give short duration protection and would normally be just for single use applications, then disposed of. · Thicker gloves (up to 3 mm or more) may be required where there is a mechanical (as well as a chemical) risk i.e. where there is abrasion or puncture potential <p>Gloves must only be worn on clean hands. After using gloves, hands should be washed and dried thoroughly. Application of a non-perfumed moisturiser is recommended.</p> <ul style="list-style-type: none"> ▶ Wear chemical protective gloves, e.g. PVC. ▶ Wear safety footwear or safety gumboots, e.g. Rubber
Body protection	See Other protection below
Other protection	<ul style="list-style-type: none"> ▶ Overalls. ▶ PVC Apron. ▶ PVC protective suit may be required if exposure severe. ▶ Eyewash unit. ▶ Ensure there is ready access to a safety shower. ▶ Some plastic personal protective equipment (PPE) (e.g. gloves, aprons, overshoes) are not recommended as they may produce static electricity. ▶ For large scale or continuous use wear tight-weave non-static clothing (no metallic fasteners, cuffs or pockets). ▶ Non sparking safety or conductive footwear should be considered. Conductive footwear describes a boot or shoe with a sole made from a conductive compound chemically bound to the bottom components, for permanent control to electrically ground the foot an shall dissipate static electricity from the body to reduce the possibility of ignition of volatile compounds. Electrical resistance must range between 0 to 500,000 ohms. Conductive shoes should be stored in lockers close to the room in which they are worn. Personnel who have been issued conductive footwear should not wear them from their place of work to their

Bis(2,2,2-trifluoroethyl) ether

homes and return.

Respiratory protection

Type AX Filter of sufficient capacity. (AS/NZS 1716 & 1715, EN 143:2000 & 149:2001, ANSI Z88 or national equivalent)

Selection of the Class and Type of respirator will depend upon the level of breathing zone contaminant and the chemical nature of the contaminant. Protection Factors (defined as the ratio of contaminant outside and inside the mask) may also be important.

Required minimum protection factor	Maximum gas/vapour concentration present in air p.p.m. (by volume)	Half-face Respirator	Full-Face Respirator
up to 10	1000	AX-AUS / Class1	-
up to 50	1000	-	AX-AUS / Class 1
up to 50	5000	Airline *	-
up to 100	5000	-	AX-2
up to 100	10000	-	AX-3
100+			Airline**

* - Continuous Flow ** - Continuous-flow or positive pressure demand

A(All classes) = Organic vapours, B AUS or B1 = Acid gasses, B2 = Acid gas or hydrogen cyanide(HCN), B3 = Acid gas or hydrogen cyanide(HCN), E = Sulfur dioxide(SO₂), G = Agricultural chemicals, K = Ammonia(NH₃), Hg = Mercury, NO = Oxides of nitrogen, MB = Methyl bromide, AX = Low boiling point organic compounds(below 65 degC)

- Cartridge respirators should never be used for emergency ingress or in areas of unknown vapour concentrations or oxygen content.
- The wearer must be warned to leave the contaminated area immediately on detecting any odours through the respirator. The odour may indicate that the mask is not functioning properly, that the vapour concentration is too high, or that the mask is not properly fitted. Because of these limitations, only restricted use of cartridge respirators is considered appropriate.
- Cartridge performance is affected by humidity. Cartridges should be changed after 2 hr of continuous use unless it is determined that the humidity is less than 75%, in which case, cartridges can be used for 4 hr. Used cartridges should be discarded daily, regardless of the length of time used

Selection of the Class and Type of respirator will depend upon the level of breathing zone contaminant and the chemical nature of the contaminant. Protection Factors (defined as the ratio of contaminant outside and inside the mask) may also be important.

Required minimum protection factor	Maximum gas/vapour concentration present in air p.p.m. (by volume)	Half-face Respirator	Full-Face Respirator
up to 10	1000	AX-AUS / Class 1	-
up to 50	1000	-	AX-AUS / Class 1
up to 50	5000	Airline *	-
up to 100	5000	-	AX-2
up to 100	10000	-	AX-3
100+		-	Airline**

** - Continuous-flow or positive pressure demand.

A(All classes) = Organic vapours, B AUS or B1 = Acid gasses, B2 = Acid gas or hydrogen cyanide(HCN), B3 = Acid gas or hydrogen cyanide(HCN), E = Sulfur dioxide(SO₂), G = Agricultural chemicals, K = Ammonia(NH₃), Hg = Mercury, NO = Oxides of nitrogen, MB = Methyl bromide, AX = Low boiling point organic compounds(below 65 deg C)**SECTION 9 Physical and chemical properties****Information on basic physical and chemical properties**

Appearance	Not Available		
Physical state	Liquid	Relative density (Water = 1)	Not Available
Odour	Not Available	Partition coefficient n-octanol / water	Not Available
Odour threshold	Not Available	Auto-ignition temperature (°C)	Not Available
pH (as supplied)	Not Available	Decomposition temperature (°C)	Not Available
Melting point / freezing point (°C)	Not Available	Viscosity (cSt)	Not Available
Initial boiling point and boiling range (°C)	62-63	Molecular weight (g/mol)	Not Available

Bis(2,2,2-trifluoroethyl) ether

Flash point (°C)	Not Available	Taste	Not Available
Evaporation rate	Not Available	Explosive properties	Not Available
Flammability	Not Available	Oxidising properties	Not Available
Upper Explosive Limit (%)	Not Available	Surface Tension (dyn/cm or mN/m)	Not Available
Lower Explosive Limit (%)	Not Available	Volatile Component (%vol)	Not Available
Vapour pressure (kPa)	Not Available	Gas group	Not Available
Solubility in water	Not Available	pH as a solution (1%)	Not Available
Vapour density (Air = 1)	Not Available	VOC g/L	Not Available

SECTION 10 Stability and reactivity

Reactivity	See section 7
Chemical stability	<ul style="list-style-type: none"> ▸ Unstable in the presence of incompatible materials. ▸ Product is considered stable. ▸ Hazardous polymerisation will not occur.
Possibility of hazardous reactions	See section 7
Conditions to avoid	See section 7
Incompatible materials	See section 7
Hazardous decomposition products	See section 5

SECTION 11 Toxicological information

Information on toxicological effects

Inhaled	<p>The material is not thought to produce adverse health effects or irritation of the respiratory tract (as classified by EC Directives using animal models). Nevertheless, good hygiene practice requires that exposure be kept to a minimum and that suitable control measures be used in an occupational setting.</p> <p>Following inhalation, ethers cause lethargy and stupor. Inhaling lower alkyl ethers results in headache, dizziness, weakness, blurred vision, seizures and possible coma.</p>
Ingestion	<p>The material has NOT been classified by EC Directives or other classification systems as "harmful by ingestion". This is because of the lack of corroborating animal or human evidence.</p>
Skin Contact	<p>The material is not thought to produce adverse health effects or skin irritation following contact (as classified by EC Directives using animal models). Nevertheless, good hygiene practice requires that exposure be kept to a minimum and that suitable gloves be used in an occupational setting.</p> <p>Alkyl ethers may defat and dehydrate the skin producing dermatoses. Absorption may produce headache, dizziness, and central nervous system depression.</p>
Eye	<p>This material can cause eye irritation and damage in some persons.</p> <p>Eye contact with alkyl ethers (vapour or liquid) may produce irritation, redness and tears.</p>
Chronic	<p>Long-term exposure to the product is not thought to produce chronic effects adverse to the health (as classified by EC Directives using animal models); nevertheless exposure by all routes should be minimised as a matter of course.</p> <p>Chronic exposure to alkyl ethers may result in loss of appetite, excessive thirst, fatigue, and weight loss.</p>
Legend:	<p>1. Value obtained from Europe ECHA Registered Substances - Acute toxicity 2. Value obtained from manufacturer's SDS. Unless otherwise specified data extracted from RTECS - Register of Toxic Effect of chemical Substances</p>

Acute Toxicity	✗	Carcinogenicity	✗
Skin Irritation/Corrosion	✓	Reproductivity	✗

Bis(2,2,2-trifluoroethyl) ether

Serious Eye Damage/Irritation	✓	STOT - Single Exposure	✓
Respiratory or Skin sensitisation	✗	STOT - Repeated Exposure	✗
Mutagenicity	✗	Aspiration Hazard	✗

Legend: ✗ – Data either not available or does not fill the criteria for classification
 ✓ – Data available to make classification

SECTION 12 Ecological information

Toxicity

Legend:	Extracted from 1. IUCLID Toxicity Data 2. Europe ECHA Registered Substances - Ecotoxicological Information - Aquatic Toxicity 4. US EPA, Ecotox database - Aquatic Toxicity Data 5. ECETOC Aquatic Hazard Assessment Data 6. NITE (Japan) - Bioconcentration Data 7. METI (Japan) - Bioconcentration Data 8. Vendor Data
----------------	--

Persistence and degradability

Ingredient	Persistence: Water/Soil	Persistence: Air
Bis(2,2,2-trifluoroethyl) ether	HIGH	HIGH

Bioaccumulative potential

Ingredient	Bioaccumulation
Bis(2,2,2-trifluoroethyl) ether	LOW (LogKOW = 1.8806)

Mobility in soil

Ingredient	Mobility
Bis(2,2,2-trifluoroethyl) ether	LOW (KOC = 72.79)

SECTION 13 Disposal considerations


Waste treatment methods

Product / Packaging disposal	<p>Legislation addressing waste disposal requirements may differ by country, state and/ or territory. Each user must refer to laws operating in their area. In some areas, certain wastes must be tracked.</p> <p>A Hierarchy of Controls seems to be common - the user should investigate:</p> <ul style="list-style-type: none"> ▶ Reduction ▶ Reuse ▶ Recycling ▶ Disposal (if all else fails) <p>This material may be recycled if unused, or if it has not been contaminated so as to make it unsuitable for its intended use. If it has been contaminated, it may be possible to reclaim the product by filtration, distillation or some other means. Shelf life considerations should also be applied in making decisions of this type. Note that properties of a material may change in use, and recycling or reuse may not always be appropriate.</p> <ul style="list-style-type: none"> ▶ DO NOT allow wash water from cleaning or process equipment to enter drains. ▶ It may be necessary to collect all wash water for treatment before disposal. ▶ In all cases disposal to sewer may be subject to local laws and regulations and these should be considered first. ▶ Where in doubt contact the responsible authority. ▶ Recycle wherever possible. ▶ Consult manufacturer for recycling options or consult local or regional waste management authority for disposal if no suitable treatment or disposal facility can be identified. ▶ Dispose of by: burial in a land-fill specifically licensed to accept chemical and / or pharmaceutical wastes or Incineration in a licensed apparatus (after admixture with suitable combustible material). ▶ Decontaminate empty containers. Observe all label safeguards until containers are cleaned and destroyed.
-------------------------------------	--

SECTION 14 Transport information

Labels Required

Bis(2,2,2-trifluoroethyl) ether

	
Marine Pollutant	NO

Land transport (ADR-RID)

UN number or ID number	3271	
UN proper shipping name	ETHERS, N.O.S.	
Transport hazard class(es)	Class	3
	Subsidiary risk	Not Applicable
Packing group	II	
Environmental hazard	Not Applicable	
Special precautions for user	Hazard identification (Kemler)	33
	Classification code	F1
	Hazard Label	3
	Special provisions	274
	Limited quantity	1 L
	Tunnel Restriction Code	2 (D/E)

Air transport (ICAO-IATA / DGR)

UN number	3271	
UN proper shipping name	Ethers, n.o.s. *	
Transport hazard class(es)	ICAO/IATA Class	3
	ICAO / IATA Subrisk	Not Applicable
	ERG Code	3L
Packing group	II	
Environmental hazard	Not Applicable	
Special precautions for user	Special provisions	A3
	Cargo Only Packing Instructions	364
	Cargo Only Maximum Qty / Pack	60 L
	Passenger and Cargo Packing Instructions	353
	Passenger and Cargo Maximum Qty / Pack	5 L
	Passenger and Cargo Limited Quantity Packing Instructions	Y341
	Passenger and Cargo Limited Maximum Qty / Pack	1 L

Sea transport (IMDG-Code / GGVSee)

UN number	3271	
UN proper shipping name	ETHERS, N.O.S.	
Transport hazard class(es)	IMDG Class	3
	IMDG Subrisk	Not Applicable
Packing group	II	
Environmental hazard	Not Applicable	
Special precautions for user	EMS Number	F-E, S-D
	Special provisions	274
	Limited Quantities	1 L

Inland waterways transport (ADN)

Bis(2,2,2-trifluoroethyl) ether

UN number	3271	
UN proper shipping name	ETHERS, N.O.S.	
Transport hazard class(es)	3	Not Applicable
Packing group	II	
Environmental hazard	Not Applicable	
Special precautions for user	Classification code	F1
	Special provisions	274
	Limited quantity	1 L
	Equipment required	PP, EX, A
	Fire cones number	1

Transport in bulk according to Annex II of MARPOL and the IBC code

Not Applicable

Transport in bulk in accordance with MARPOL Annex V and the IMSBC Code

Product name	Group
Bis(2,2,2-trifluoroethyl) ether	Not Available

Transport in bulk in accordance with the IGC Code

Product name	Ship Type
Bis(2,2,2-trifluoroethyl) ether	Not Available

SECTION 15 Regulatory information

Safety, health and environmental regulations / legislation specific for the substance or mixture

Bis(2,2,2-trifluoroethyl) ether is found on the following regulatory lists

Not Applicable

National Inventory Status

National Inventory	Status
Australia - AIIIC / Australia Non-Industrial Use	No (Bis(2,2,2-trifluoroethyl) ether)
Canada - DSL	No (Bis(2,2,2-trifluoroethyl) ether)
Canada - NDSL	No (Bis(2,2,2-trifluoroethyl) ether)
China - IECSC	No (Bis(2,2,2-trifluoroethyl) ether)
Europe - EINEC / ELINCS / NLP	No (Bis(2,2,2-trifluoroethyl) ether)
Japan - ENCS	No (Bis(2,2,2-trifluoroethyl) ether)
Korea - KECI	No (Bis(2,2,2-trifluoroethyl) ether)
New Zealand - NZIoC	No (Bis(2,2,2-trifluoroethyl) ether)
Philippines - PICCS	No (Bis(2,2,2-trifluoroethyl) ether)
USA - TSCA	No (Bis(2,2,2-trifluoroethyl) ether)
Taiwan - TCSI	Yes
Mexico - INSQ	No (Bis(2,2,2-trifluoroethyl) ether)
Vietnam - NCI	No (Bis(2,2,2-trifluoroethyl) ether)
Russia - FBEPH	Yes
Legend:	Yes = All CAS declared ingredients are on the inventory No = One or more of the CAS listed ingredients are not on the inventory. These ingredients may be exempt or will require registration.

SECTION 16 Other information

Revision Date	10/07/2023
----------------------	------------

Bis(2,2,2-trifluoroethyl) ether

Initial Date	10/07/2023
---------------------	------------

SDS Version Summary

Version	Date of Update	Sections Updated
1.2	10/07/2023	Physical and chemical properties - Appearance, CAS Number, Composition / information on ingredients - Ingredients, Korean MSDS Number, Identification of the substance / mixture and of the company / undertaking - Supplier Information, Identification of the substance / mixture and of the company / undertaking - Synonyms

Other information

Classification of the preparation and its individual components has drawn on official and authoritative sources as well as independent review by the Chemwatch Classification committee using available literature references.

The SDS is a Hazard Communication tool and should be used to assist in the Risk Assessment. Many factors determine whether the reported Hazards are Risks in the workplace or other settings. Risks may be determined by reference to Exposures Scenarios. Scale of use, frequency of use and current or available engineering controls must be considered.

For detailed advice on Personal Protective Equipment, refer to the following EU CEN Standards:

EN 166 Personal eye-protection

EN 340 Protective clothing

EN 374 Protective gloves against chemicals and micro-organisms

EN 13832 Footwear protecting against chemicals

EN 133 Respiratory protective devices

Definitions and abbreviations

PC - TWA: Permissible Concentration-Time Weighted Average

PC - STEL: Permissible Concentration-Short Term Exposure Limit

IARC: International Agency for Research on Cancer

ACGIH: American Conference of Governmental Industrial Hygienists

STEL: Short Term Exposure Limit

TEEL: Temporary Emergency Exposure Limit,

IDLH: Immediately Dangerous to Life or Health Concentrations

ES: Exposure Standard

OSF: Odour Safety Factor

NOAEL :No Observed Adverse Effect Level

LOAEL: Lowest Observed Adverse Effect Level

TLV: Threshold Limit Value

LOD: Limit Of Detection

OTV: Odour Threshold Value

BCF: BioConcentration Factors

BEI: Biological Exposure Index

AiIC: Australian Inventory of Industrial Chemicals

DSL: Domestic Substances List

NDSL: Non-Domestic Substances List

IECSC: Inventory of Existing Chemical Substance in China

EINECS: European INventory of Existing Commercial chemical Substances

ELINCS: European List of Notified Chemical Substances

NLP: No-Longer Polymers

ENCS: Existing and New Chemical Substances Inventory

KECI: Korea Existing Chemicals Inventory

NZIoC: New Zealand Inventory of Chemicals

PICCS: Philippine Inventory of Chemicals and Chemical Substances

TSCA: Toxic Substances Control Act

TCSI: Taiwan Chemical Substance Inventory

INSQ: Inventario Nacional de Sustancias Químicas

NCI: National Chemical Inventory

FBEPH: Russian Register of Potentially Hazardous Chemical and Biological Substances

Classification and procedure used to derive the classification for mixtures according to Regulation (EC) 1272/2008 [CLP]

Classification according to regulation (EC) No 1272/2008 [CLP] and amendments	Classification Procedure
Flammable Liquids Category 2, H225	Expert judgement
Specific Target Organ Toxicity - Single Exposure (Respiratory Tract Irritation)	Expert judgement

Bis(2,2,2-trifluoroethyl) ether

Classification according to regulation (EC) No 1272/2008 [CLP] and amendments	Classification Procedure
Category 3 , H335	
Skin Corrosion/Irritation Category 2, H315	Expert judgement
Serious Eye Damage/Eye Irritation Category 2, H319	Expert judgement

Powered by AuthorITe, from Chemwatch.