



# 1,1,3,3-Tetramethyl-1,3-divinyldisilazane

## Apollo Scientific

Chemwatch Hazard Alert Code: 4

Part Number: OR936422

Version No: 2.2

Safety Data Sheet

Issue Date: 06/07/2023

Print Date: 06/07/2023

S.GHS.GB-NIR.EN

### SECTION 1 Identification of the substance / mixture and of the company / undertaking

#### Product Identifier

Product name	1,1,3,3-Tetramethyl-1,3-divinyldisilazane
Chemical Name	1,3-divinyl-1,1,3,3-tetramethyldisilazane
Synonyms	Not Available
Proper shipping name	FLAMMABLE LIQUID, CORROSIVE, N.O.S.
Chemical formula	C <sub>8</sub> H <sub>19</sub> NSi <sub>2</sub>
Other means of identification	Not Available
CAS number	7691-02-3*

#### Relevant identified uses of the substance or mixture and uses advised against

Relevant identified uses	Not Available
--------------------------	---------------

#### Details of the manufacturer or supplier of the safety data sheet

Registered company name	Apollo Scientific	Apollo Scientific Ltd
Address	Whitefield Road, Bredbury SK62QR United Kingdom	Whitefield Road, Bredbury Cheshire SK6 2QR United Kingdom (NI)
Telephone	01614060505	+44(0) 161 406 0505
Fax	0161 406 0506	Not Available
Website	<a href="http://www.apolloscientific.co.uk/">http://www.apolloscientific.co.uk/</a>	<a href="http://apolloscientific.co.uk">apolloscientific.co.uk</a>
Email	sales@apolloscientific.co.uk	sales@apolloscientific.co.uk

#### Emergency telephone number

Association / Organisation	Not Available
Emergency telephone numbers	Not Available
Other emergency telephone numbers	Not Available

### SECTION 2 Hazards identification

#### Classification of the substance or mixture

Classification according to regulation (EC) No 1272/2008 [CLP] and	H226 - Flammable Liquids Category 3, H311 - Acute Toxicity (Dermal) Category 3, H318 - Serious Eye Damage/Eye Irritation Category 1, H332 - Acute Toxicity (Inhalation) Category 4, H302 - Acute Toxicity (Oral) Category 4, H314 - Skin Corrosion/Irritation Category 1A, H412 - Hazardous to the Aquatic Environment Long-Term Hazard Category 3
--	--

**1,1,3,3-Tetramethyl-1,3-divinylidisilazane**

<b>amendments</b> <sup>[1]</sup>	
<b>Legend:</b>	1. Classified by Chemwatch; 2. Classification drawn from Regulation (EU) No 1272/2008 - Annex VI

**Label elements**

<b>Hazard pictogram(s)</b>	
<b>Signal word</b>	<b>Danger</b>

**Hazard statement(s)**

<b>H226</b>	Flammable liquid and vapour.
<b>H311</b>	Toxic in contact with skin.
<b>H332</b>	Harmful if inhaled.
<b>H302</b>	Harmful if swallowed.
<b>H314</b>	Causes severe skin burns and eye damage.
<b>H412</b>	Harmful to aquatic life with long lasting effects.

**Precautionary statement(s) Prevention**

<b>P210</b>	Keep away from heat, hot surfaces, sparks, open flames and other ignition sources. No smoking.
<b>P233</b>	Keep container tightly closed.
<b>P260</b>	Do not breathe mist/vapours/spray.
<b>P264</b>	Wash all exposed external body areas thoroughly after handling.
<b>P271</b>	Use only outdoors or in a well-ventilated area.
<b>P280</b>	Wear protective gloves, protective clothing, eye protection and face protection.
<b>P240</b>	Ground and bond container and receiving equipment.
<b>P241</b>	Use explosion-proof electrical/ventilating/lighting/intrinsically safe equipment.
<b>P242</b>	Use non-sparking tools.
<b>P243</b>	Take action to prevent static discharges.
<b>P270</b>	Do not eat, drink or smoke when using this product.
<b>P273</b>	Avoid release to the environment.

**Precautionary statement(s) Response**

<b>P301+P330+P331</b>	IF SWALLOWED: Rinse mouth. Do NOT induce vomiting.
<b>P303+P361+P353</b>	IF ON SKIN (or hair): Take off immediately all contaminated clothing. Rinse skin with water [or shower].
<b>P305+P351+P338</b>	IF IN EYES: Rinse cautiously with water for several minutes. Remove contact lenses, if present and easy to do. Continue rinsing.
<b>P310</b>	Immediately call a POISON CENTER/doctor/physician/first aider.
<b>P370+P378</b>	In case of fire: Use alcohol resistant foam or normal protein foam to extinguish.
<b>P302+P352</b>	IF ON SKIN: Wash with plenty of water.
<b>P363</b>	Wash contaminated clothing before reuse.
<b>P361+P364</b>	Take off immediately all contaminated clothing and wash it before reuse.
<b>P301+P312</b>	IF SWALLOWED: Call a POISON CENTER/doctor/physician/first aider if you feel unwell.
<b>P304+P340</b>	IF INHALED: Remove person to fresh air and keep comfortable for breathing.

**Precautionary statement(s) Storage**

<b>P403+P235</b>	Store in a well-ventilated place. Keep cool.
<b>P405</b>	Store locked up.

**Precautionary statement(s) Disposal**

<b>P501</b>	Dispose of contents/container to authorised hazardous or special waste collection point in accordance with any local regulation.
-------------	--

**1,1,3,3-Tetramethyl-1,3-divinylidisilazane**

**SECTION 3 Composition / information on ingredients**

**Substances**

CAS No	%[weight]	Name	Classification according to regulation (EC) No 1272/2008 [CLP] and amendments	SCL / M-Factor
7691-02-3*	100	<u>1,1,3,3-Tetramethyl-1,3-divinylidisilazane</u>	Flammable Liquids Category 3, Acute Toxicity (Dermal) Category 3, Serious Eye Damage/Eye Irritation Category 1, Acute Toxicity (Inhalation) Category 4, Acute Toxicity (Oral) Category 4, Skin Corrosion/Irritation Category 1A, Hazardous to the Aquatic Environment Long-Term Hazard Category 3; H226, H311, H332, H302, H314, H412 [1]	Not Available

**Legend:** 1. Classified by Chemwatch; 2. Classification drawn from Regulation (EU) No 1272/2008 - Annex VI; 3. Classification drawn from C&L; \* EU IOELVs available; [e] Substance identified as having endocrine disrupting properties

**Mixtures**

See section above for composition of Substances

**SECTION 4 First aid measures**

**Description of first aid measures**

<b>Eye Contact</b>	<p>If this product comes in contact with the eyes:</p> <ul style="list-style-type: none"> <li>▶ Immediately hold eyelids apart and flush the eye continuously with running water.</li> <li>▶ Ensure complete irrigation of the eye by keeping eyelids apart and away from eye and moving the eyelids by occasionally lifting the upper and lower lids.</li> <li>▶ Continue flushing until advised to stop by the Poisons Information Centre or a doctor, or for at least 15 minutes.</li> <li>▶ Transport to hospital or doctor without delay.</li> <li>▶ Removal of contact lenses after an eye injury should only be undertaken by skilled personnel.</li> </ul>
<b>Skin Contact</b>	<p>If skin or hair contact occurs:</p> <ul style="list-style-type: none"> <li>▶ Immediately flush body and clothes with large amounts of water, using safety shower if available.</li> <li>▶ Quickly remove all contaminated clothing, including footwear.</li> <li>▶ Wash skin and hair with running water. Continue flushing with water until advised to stop by the Poisons Information Centre.</li> <li>▶ Transport to hospital, or doctor.</li> </ul>
<b>Inhalation</b>	<ul style="list-style-type: none"> <li>▶ If fumes or combustion products are inhaled remove from contaminated area.</li> <li>▶ Lay patient down. Keep warm and rested.</li> <li>▶ Prostheses such as false teeth, which may block airway, should be removed, where possible, prior to initiating first aid procedures.</li> <li>▶ Apply artificial respiration if not breathing, preferably with a demand valve resuscitator, bag-valve mask device, or pocket mask as trained. Perform CPR if necessary.</li> <li>▶ Transport to hospital, or doctor, without delay.</li> </ul>
<b>Ingestion</b>	<ul style="list-style-type: none"> <li>▶ For advice, contact a Poisons Information Centre or a doctor at once.</li> <li>▶ Urgent hospital treatment is likely to be needed.</li> <li>▶ <b>If swallowed do NOT induce vomiting.</b></li> <li>▶ If vomiting occurs, lean patient forward or place on left side (head-down position, if possible) to maintain open airway and prevent aspiration.</li> <li>▶ Observe the patient carefully.</li> <li>▶ Never give liquid to a person showing signs of being sleepy or with reduced awareness; i.e. becoming unconscious.</li> <li>▶ Give water to rinse out mouth, then provide liquid slowly and as much as casualty can comfortably drink.</li> <li>▶ Transport to hospital or doctor without delay.</li> </ul>

**Indication of any immediate medical attention and special treatment needed**

Treat symptomatically.

**SECTION 5 Firefighting measures**

**Extinguishing media**

**Special hazards arising from the substrate or mixture**

<b>Fire Incompatibility</b>	<ul style="list-style-type: none"> <li>▶ Avoid contamination with oxidising agents i.e. nitrates, oxidising acids, chlorine bleaches, pool chlorine etc. as ignition may result</li> </ul>
-----------------------------	--

**Advice for firefighters**

## 1,1,3,3-Tetramethyl-1,3-divinyldisilazane

<b>Fire Fighting</b>	
<b>Fire/Explosion Hazard</b>	<ul style="list-style-type: none"> <li>▸ Liquid and vapour are highly flammable.</li> <li>▸ Severe fire hazard when exposed to heat, flame and/or oxidisers.</li> <li>▸ Vapour may travel a considerable distance to source of ignition.</li> <li>▸ Heating may cause expansion or decomposition leading to violent rupture of containers.</li> <li>▸ On combustion, may emit toxic fumes of carbon monoxide (CO).</li> </ul> <p>Combustion products include:  <b>BEWARE:</b> Empty solvent, paint, lacquer and flammable liquid drums present a severe explosion hazard if cut by flame torch or welded. Even when thoroughly cleaned or reconditioned the drum seams may retain sufficient solvent to generate an explosive atmosphere in the drum.</p>

### SECTION 6 Accidental release measures

#### Personal precautions, protective equipment and emergency procedures

See section 8

#### Environmental precautions

See section 12

#### Methods and material for containment and cleaning up

<b>Minor Spills</b>	<ul style="list-style-type: none"> <li>▸ Remove all ignition sources.</li> <li>▸ Clean up all spills immediately.</li> <li>▸ Avoid breathing vapours and contact with skin and eyes.</li> <li>▸ Control personal contact with the substance, by using protective equipment.</li> <li>▸ Contain and absorb small quantities with vermiculite or other absorbent material.</li> <li>▸ Wipe up.</li> <li>▸ Collect residues in a flammable waste container.</li> </ul>
<b>Major Spills</b>	<ul style="list-style-type: none"> <li>▸ Clear area of personnel and move upwind.</li> <li>▸ Alert Fire Brigade and tell them location and nature of hazard.</li> <li>▸ May be violently or explosively reactive.</li> <li>▸ Wear breathing apparatus plus protective gloves.</li> <li>▸ Prevent, by any means available, spillage from entering drains or water course.</li> <li>▸ No smoking, naked lights or ignition sources.</li> <li>▸ Increase ventilation.</li> <li>▸ Stop leak if safe to do so.</li> <li>▸ Water spray or fog may be used to disperse / absorb vapour.</li> <li>▸ Contain spill with sand, earth or vermiculite.</li> <li>▸ Use only spark-free shovels and explosion proof equipment.</li> <li>▸ Collect recoverable product into labelled containers for recycling.</li> <li>▸ Absorb remaining product with sand, earth or vermiculite.</li> <li>▸ Collect solid residues and seal in labelled drums for disposal.</li> <li>▸ Wash area and prevent runoff into drains.</li> <li>▸ If contamination of drains or waterways occurs, advise emergency services.</li> </ul>

Personal Protective Equipment advice is contained in Section 8 of the SDS.

### SECTION 7 Handling and storage

#### Precautions for safe handling

<b>Safe handling</b>	<ul style="list-style-type: none"> <li>▸ Containers, even those that have been emptied, may contain explosive vapours.</li> <li>▸ Do NOT cut, drill, grind, weld or perform similar operations on or near containers.</li> <li>▸ Avoid all personal contact, including inhalation.</li> <li>▸ Wear protective clothing when risk of exposure occurs.</li> <li>▸ Use in a well-ventilated area.</li> <li>▸ Prevent concentration in hollows and sumps.</li> <li>▸ <b>DO NOT enter confined spaces until atmosphere has been checked.</b></li> <li>▸ Avoid smoking, naked lights, heat or ignition sources.</li> <li>▸ When handling, <b>DO NOT eat, drink or smoke.</b></li> <li>▸ Vapour may ignite on pumping or pouring due to static electricity.</li> <li>▸ <b>DO NOT use plastic buckets.</b></li> <li>▸ Earth and secure metal containers when dispensing or pouring product.</li> <li>▸ Use spark-free tools when handling.</li> <li>▸ Avoid contact with incompatible materials.</li> <li>▸ Keep containers securely sealed.</li> <li>▸ Avoid physical damage to containers.</li> </ul>
----------------------	---

## 1,1,3,3-Tetramethyl-1,3-divinyldisilazane

	<ul style="list-style-type: none"> <li>▶ Always wash hands with soap and water after handling.</li> <li>▶ Work clothes should be laundered separately.</li> <li>▶ Use good occupational work practice.</li> <li>▶ Observe manufacturer's storage and handling recommendations contained within this SDS.</li> <li>▶ Atmosphere should be regularly checked against established exposure standards to ensure safe working conditions.</li> <li>▶ <b>DO NOT allow clothing wet with material to stay in contact with skin</b></li> </ul>
Other information	<ul style="list-style-type: none"> <li>▶ Store in original containers in approved flame-proof area.</li> <li>▶ No smoking, naked lights, heat or ignition sources.</li> <li>▶ <b>DO NOT store in pits, depression, basement or areas where vapours may be trapped.</b></li> <li>▶ Keep containers securely sealed.</li> <li>▶ Store away from incompatible materials in a cool, dry well ventilated area.</li> <li>▶ Protect containers against physical damage and check regularly for leaks.</li> <li>▶ Observe manufacturer's storage and handling recommendations contained within this MSDS.</li> <li>▶ Tank storage: Tanks must be specifically designed for use with this product. Bulk storage tanks should be diked (bunded). Locate tanks away from heat and other sources of ignition. Cleaning, inspection and maintenance of storage tanks is a specialist operation, which requires the implementation of strict procedures and precautions.</li> <li>▶ Keep in a cool place. Electrostatic charges will be generated during pumping. Electrostatic discharge may cause fire. Ensure electrical continuity by bonding and grounding (earthing) all equipment to reduce the risk. The vapours in the head space of the storage vessel may lie in the flammable/explosive range and hence may be flammable.</li> <li>▶ For containers, or container linings use mild steel, stainless steel. Examples of suitable materials are: high density polyethylene (HDPE), polypropylene (PP), and Viton (FMK), which have been specifically tested for compatibility with this product.</li> <li>▶ For container linings, use amine-adduct cured epoxy paint.</li> <li>▶ For seals and gaskets use: graphite, PTFE, Viton A, Viton B.</li> <li>▶ Unsuitable material: Some synthetic materials may be unsuitable for containers or container linings depending on the material specification and intended use. Examples of materials to avoid are: natural rubber (NR), nitrile rubber (NBR), ethylene propylene rubber (EPDM), polymethyl methacrylate (PMMA), polystyrene, polyvinyl chloride (PVC), polyisobutylene. However, some may be suitable for glove materials.</li> <li>▶ Do not cut, drill, grind, weld or perform similar operations on or near containers. Containers, even those that have been emptied, can contain explosive vapours.</li> </ul>

## Conditions for safe storage, including any incompatibilities

Suitable container	<ul style="list-style-type: none"> <li>▶ Packing as supplied by manufacturer.</li> <li>▶ Plastic containers may only be used if approved for flammable liquid.</li> <li>▶ Check that containers are clearly labelled and free from leaks.</li> <li>▶ For low viscosity materials (i) : Drums and jerry cans must be of the non-removable head type. (ii) : Where a can is to be used as an inner package, the can must have a screwed enclosure.</li> <li>▶ For materials with a viscosity of at least 2680 cSt. (23 deg. C)</li> <li>▶ For manufactured product having a viscosity of at least 250 cSt. (23 deg. C)</li> <li>▶ Manufactured product that requires stirring before use and having a viscosity of at least 20 cSt (25 deg. C): (i) Removable head packaging; (ii) Cans with friction closures and (iii) low pressure tubes and cartridges may be used.</li> <li>▶ Where combination packages are used, and the inner packages are of glass, there must be sufficient inert cushioning material in contact with inner and outer packages</li> <li>▶ In addition, where inner packagings are glass and contain liquids of packing group I there must be sufficient inert absorbent to absorb any spillage, unless the outer packaging is a close fitting moulded plastic box and the substances are not incompatible with the plastic.</li> </ul>
Storage incompatibility	<ul style="list-style-type: none"> <li>▶ Avoid reaction with oxidising agents</li> <li>▶ Moisture sensitive</li> <li>▶ Store under argon</li> </ul>

## SECTION 8 Exposure controls / personal protection

## Control parameters

## Occupational Exposure Limits (OEL)

## INGREDIENT DATA

Not Available

## Emergency Limits

Ingredient	TEEL-1	TEEL-2	TEEL-3
1,1,3,3-Tetramethyl-1,3-divinyldisilazane	Not Available	Not Available	Not Available

Ingredient	Original IDLH	Revised IDLH
1,1,3,3-Tetramethyl-	Not Available	Not Available

## 1,1,3,3-Tetramethyl-1,3-divinyldisilazane

Ingredient	Original IDLH	Revised IDLH
1,3-divinyldisilazane		

## Occupational Exposure Banding

Ingredient	Occupational Exposure Band Rating	Occupational Exposure Band Limit
1,1,3,3-Tetramethyl-1,3-divinyldisilazane	E	≤ 0.1 ppm

## Notes:

Occupational exposure banding is a process of assigning chemicals into specific categories or bands based on a chemical's potency and the adverse health outcomes associated with exposure. The output of this process is an occupational exposure band (OEB), which corresponds to a range of exposure concentrations that are expected to protect worker health.

## Exposure controls

Engineering controls are used to remove a hazard or place a barrier between the worker and the hazard. Well-designed engineering controls can be highly effective in protecting workers and will typically be independent of worker interactions to provide this high level of protection.

The basic types of engineering controls are:

Process controls which involve changing the way a job activity or process is done to reduce the risk.

Enclosure and/or isolation of emission source which keeps a selected hazard "physically" away from the worker and ventilation that strategically "adds" and "removes" air in the work environment. Ventilation can remove or dilute an air contaminant if designed properly. The design of a ventilation system must match the particular process and chemical or contaminant in use. Employers may need to use multiple types of controls to prevent employee overexposure.

For flammable liquids and flammable gases, local exhaust ventilation or a process enclosure ventilation system may be required. Ventilation equipment should be explosion-resistant.

Air contaminants generated in the workplace possess varying "escape" velocities which, in turn, determine the "capture velocities" of fresh circulating air required to effectively remove the contaminant.

Type of Contaminant:	Air Speed:
solvent, vapours, degreasing etc., evaporating from tank (in still air).	0.25-0.5 m/s (50-100 f/min.)
aerosols, fumes from pouring operations, intermittent container filling, low speed conveyer transfers, welding, spray drift, plating acid fumes, pickling (released at low velocity into zone of active generation)	0.5-1 m/s (100-200 f/min.)
direct spray, spray painting in shallow booths, drum filling, conveyer loading, crusher dusts, gas discharge (active generation into zone of rapid air motion)	1-2.5 m/s (200-500 f/min.)

## Appropriate engineering controls


Within each range the appropriate value depends on:

Lower end of the range	Upper end of the range
1: Room air currents minimal or favourable to capture	1: Disturbing room air currents
2: Contaminants of low toxicity or of nuisance value only.	2: Contaminants of high toxicity
3: Intermittent, low production.	3: High production, heavy use
4: Large hood or large air mass in motion	4: Small hood-local control only

Simple theory shows that air velocity falls rapidly with distance away from the opening of a simple extraction pipe. Velocity generally decreases with the square of distance from the extraction point (in simple cases). Therefore the air speed at the extraction point should be adjusted, accordingly, after reference to distance from the contaminating source. The air velocity at the extraction fan, for example, should be a minimum of 1-2 m/s (200-400 f/min.) for extraction of solvents generated in a tank 2 meters distant from the extraction point. Other mechanical considerations, producing performance deficits within the extraction apparatus, make it essential that theoretical air velocities are multiplied by factors of 10 or more when extraction systems are installed or used.

- Adequate ventilation is typically taken to be that which limits the average concentration to no more than 25% of the LEL within the building, room or enclosure containing the dangerous substance.
- Ventilation for plant and machinery is normally considered adequate if it limits the average concentration of any dangerous substance that might potentially be present to no more than 25% of the LEL. However, an increase up to a maximum 50% LEL can be acceptable where additional safeguards are provided to prevent the formation of a hazardous explosive atmosphere. For example, gas detectors linked to emergency shutdown of the process might be used together with maintaining or increasing the exhaust ventilation on solvent evaporating ovens and gas turbine enclosures.
- Temporary exhaust ventilation systems may be provided for non-routine higher-risk activities, such as cleaning, repair or maintenance in tanks or other confined spaces or in an emergency after a release. The work procedures for such activities should be carefully considered. The atmosphere should be continuously monitored to ensure that ventilation is adequate and the area remains safe. Where workers will enter the space, the ventilation should ensure that the concentration of the dangerous substance does not exceed 10% of the LEL (irrespective of the provision of suitable breathing apparatus)

## 1,1,3,3-Tetramethyl-1,3-divinyldisilazane

<p><b>Individual protection measures, such as personal protective equipment</b></p>	
<p><b>Eye and face protection</b></p>	<ul style="list-style-type: none"> <li>▸ Safety glasses with unperforated side shields may be used where continuous eye protection is desirable, as in laboratories; spectacles are not sufficient where complete eye protection is needed such as when handling bulk-quantities, where there is a danger of splashing, or if the material may be under pressure.</li> <li>▸ Chemical goggles. Whenever there is a danger of the material coming in contact with the eyes; goggles must be properly fitted. [AS/NZS 1337.1, EN166 or national equivalent]</li> <li>▸ Full face shield (20 cm, 8 in minimum) may be required for supplementary but never for primary protection of eyes; these afford face protection.</li> <li>▸ Alternatively a gas mask may replace splash goggles and face shields.</li> <li>▸ Contact lenses may pose a special hazard; soft contact lenses may absorb and concentrate irritants. A written policy document, describing the wearing of lenses or restrictions on use, should be created for each workplace or task. This should include a review of lens absorption and adsorption for the class of chemicals in use and an account of injury experience. Medical and first-aid personnel should be trained in their removal and suitable equipment should be readily available. In the event of chemical exposure, begin eye irrigation immediately and remove contact lens as soon as practicable. Lens should be removed at the first signs of eye redness or irritation - lens should be removed in a clean environment only after workers have washed hands thoroughly. [CDC NIOSH Current Intelligence Bulletin 59].</li> </ul>
<p><b>Skin protection</b></p>	<p>See Hand protection below</p>
<p><b>Hands/feet protection</b></p>	<ul style="list-style-type: none"> <li>▸ Elbow length PVC gloves</li> <li>▸ When handling corrosive liquids, wear trousers or overalls outside of boots, to avoid spills entering boots.</li> </ul> <p>The selection of suitable gloves does not only depend on the material, but also on further marks of quality which vary from manufacturer to manufacturer. Where the chemical is a preparation of several substances, the resistance of the glove material can not be calculated in advance and has therefore to be checked prior to the application.</p> <p>The exact break through time for substances has to be obtained from the manufacturer of the protective gloves and has to be observed when making a final choice.</p> <p>Personal hygiene is a key element of effective hand care. Gloves must only be worn on clean hands. After using gloves, hands should be washed and dried thoroughly. Application of a non-perfumed moisturiser is recommended.</p> <p>Suitability and durability of glove type is dependent on usage. Important factors in the selection of gloves include:</p> <ul style="list-style-type: none"> <li>- frequency and duration of contact,</li> <li>- chemical resistance of glove material,</li> <li>- glove thickness and</li> <li>- dexterity</li> </ul> <p>Select gloves tested to a relevant standard (e.g. Europe EN 374, US F739, AS/NZS 2161.1 or national equivalent).</p> <ul style="list-style-type: none"> <li>- When prolonged or frequently repeated contact may occur, a glove with a protection class of 5 or higher (breakthrough time greater than 240 minutes according to EN 374, AS/NZS 2161.10.1 or national equivalent) is recommended.</li> <li>- When only brief contact is expected, a glove with a protection class of 3 or higher (breakthrough time greater than 60 minutes according to EN 374, AS/NZS 2161.10.1 or national equivalent) is recommended.</li> <li>- Some glove polymer types are less affected by movement and this should be taken into account when considering gloves for long-term use.</li> <li>- Contaminated gloves should be replaced.</li> </ul> <p>As defined in ASTM F-739-96 in any application, gloves are rated as:</p> <ul style="list-style-type: none"> <li>- Excellent when breakthrough time &gt; 480 min</li> <li>- Good when breakthrough time &gt; 20 min</li> <li>- Fair when breakthrough time &lt; 20 min</li> <li>- Poor when glove material degrades</li> </ul> <p>For general applications, gloves with a thickness typically greater than 0.35 mm, are recommended.</p> <p>It should be emphasised that glove thickness is not necessarily a good predictor of glove resistance to a specific chemical, as the permeation efficiency of the glove will be dependent on the exact composition of the glove material. Therefore, glove selection should also be based on consideration of the task requirements and knowledge of breakthrough times.</p> <p>Glove thickness may also vary depending on the glove manufacturer, the glove type and the glove model. Therefore, the manufacturers technical data should always be taken into account to ensure selection of the most appropriate glove for the task.</p> <p>Note: Depending on the activity being conducted, gloves of varying thickness may be required for specific tasks. For example:</p> <ul style="list-style-type: none"> <li>- Thinner gloves (down to 0.1 mm or less) may be required where a high degree of manual dexterity is needed. However, these gloves are only likely to give short duration protection and would normally be just for single use applications, then disposed of.</li> <li>- Thicker gloves (up to 3 mm or more) may be required where there is a mechanical (as well as a chemical) risk i.e. where there is abrasion or puncture potential</li> </ul> <p>Gloves must only be worn on clean hands. After using gloves, hands should be washed and dried thoroughly. Application of a non-perfumed moisturiser is recommended.</p>
<p><b>Body protection</b></p>	<p>See Other protection below</p>
<p><b>Other protection</b></p>	<ul style="list-style-type: none"> <li>▸ Overalls.</li> <li>▸ PVC Apron.</li> <li>▸ PVC protective suit may be required if exposure severe.</li> <li>▸ Eyewash unit.</li> <li>▸ Ensure there is ready access to a safety shower.</li> </ul>



## 1,1,3,3-Tetramethyl-1,3-divinyldisilazane

- ▶ Some plastic personal protective equipment (PPE) (e.g. gloves, aprons, overshoes) are not recommended as they may produce static electricity.
- ▶ For large scale or continuous use wear tight-weave non-static clothing (no metallic fasteners, cuffs or pockets).
- ▶ Non sparking safety or conductive footwear should be considered. Conductive footwear describes a boot or shoe with a sole made from a conductive compound chemically bound to the bottom components, for permanent control to electrically ground the foot and shall dissipate static electricity from the body to reduce the possibility of ignition of volatile compounds. Electrical resistance must range between 0 to 500,000 ohms. Conductive shoes should be stored in lockers close to the room in which they are worn. Personnel who have been issued conductive footwear should not wear them from their place of work to their homes and return.

## SECTION 9 Physical and chemical properties

## Information on basic physical and chemical properties

Appearance	Not Available		
Physical state	Liquid	Relative density (Water = 1)	Not Available
Odour	Not Available	Partition coefficient n-octanol / water	Not Available
Odour threshold	Not Available	Auto-ignition temperature (°C)	Not Available
pH (as supplied)	Not Available	Decomposition temperature (°C)	Not Available
Melting point / freezing point (°C)	Not Available	Viscosity (cSt)	Not Available
Initial boiling point and boiling range (°C)	160	Molecular weight (g/mol)	Not Available
Flash point (°C)	Not Available	Taste	Not Available
Evaporation rate	Not Available	Explosive properties	Not Available
Flammability	Not Available	Oxidising properties	Not Available
Upper Explosive Limit (%)	Not Available	Surface Tension (dyn/cm or mN/m)	Not Available
Lower Explosive Limit (%)	Not Available	Volatile Component (%vol)	Not Available
Vapour pressure (kPa)	Not Available	Gas group	Not Available
Solubility in water	Not Available	pH as a solution (1%)	Not Available
Vapour density (Air = 1)	Not Available	VOC g/L	Not Available

## SECTION 10 Stability and reactivity

Reactivity	See section 7
Chemical stability	<ul style="list-style-type: none"> <li>▶ Unstable in the presence of incompatible materials.</li> <li>▶ Product is considered stable.</li> <li>▶ Hazardous polymerisation will not occur.</li> </ul>
Possibility of hazardous reactions	See section 7
Conditions to avoid	See section 7
Incompatible materials	See section 7
Hazardous decomposition products	See section 5

## SECTION 11 Toxicological information

## Information on toxicological effects



**1,1,3,3-Tetramethyl-1,3-divinyldisilazane**

<b>Inhaled</b>	The material can cause respiratory irritation in some persons. The body's response to such irritation can cause further lung damage. The material has <b>NOT</b> been classified by EC Directives or other classification systems as "harmful by inhalation". This is because of the lack of corroborating animal or human evidence.
<b>Ingestion</b>	The material can produce severe chemical burns within the oral cavity and gastrointestinal tract following ingestion. The material has <b>NOT</b> been classified by EC Directives or other classification systems as "harmful by ingestion". This is because of the lack of corroborating animal or human evidence.
<b>Skin Contact</b>	The material can produce severe chemical burns following direct contact with the skin. Skin contact is not thought to have harmful health effects (as classified under EC Directives); the material may still produce health damage following entry through wounds, lesions or abrasions. Open cuts, abraded or irritated skin should not be exposed to this material Entry into the blood-stream, through, for example, cuts, abrasions or lesions, may produce systemic injury with harmful effects. Examine the skin prior to the use of the material and ensure that any external damage is suitably protected.
<b>Eye</b>	The material can produce severe chemical burns to the eye following direct contact. Vapours or mists may be extremely irritating. If applied to the eyes, this material causes severe eye damage.
<b>Chronic</b>	Repeated or prolonged exposure to corrosives may result in the erosion of teeth, inflammatory and ulcerative changes in the mouth and necrosis (rarely) of the jaw. Bronchial irritation, with cough, and frequent attacks of bronchial pneumonia may ensue. Long-term exposure to respiratory irritants may result in airways disease, involving difficulty breathing and related whole-body problems. Substance accumulation, in the human body, may occur and may cause some concern following repeated or long-term occupational exposure.
<b>Legend:</b>	1. Value obtained from Europe ECHA Registered Substances - Acute toxicity 2. Value obtained from manufacturer's SDS. Unless otherwise specified data extracted from RTECS - Register of Toxic Effect of chemical Substances

<b>1,1,3,3-Tetramethyl-1,3-divinyldisilazane</b>	Asthma-like symptoms may continue for months or even years after exposure to the material ends. This may be due to a non-allergic condition known as reactive airways dysfunction syndrome (RADS) which can occur after exposure to high levels of highly irritating compound. Main criteria for diagnosing RADS include the absence of previous airways disease in a non-atopic individual, with sudden onset of persistent asthma-like symptoms within minutes to hours of a documented exposure to the irritant. Other criteria for diagnosis of RADS include a reversible airflow pattern on lung function tests, moderate to severe bronchial hyperreactivity on methacholine challenge testing, and the lack of minimal lymphocytic inflammation, without eosinophilia. RADS (or asthma) following an irritating inhalation is an infrequent disorder with rates related to the concentration of and duration of exposure to the irritating substance. On the other hand, industrial bronchitis is a disorder that occurs as a result of exposure due to high concentrations of irritating substance (often particles) and is completely reversible after exposure ceases. The disorder is characterized by difficulty breathing, cough and mucus production.
--	---

<b>Acute Toxicity</b>	✓	<b>Carcinogenicity</b>	✗
<b>Skin Irritation/Corrosion</b>	✓	<b>Reproductivity</b>	✗
<b>Serious Eye Damage/Irritation</b>	✓	<b>STOT - Single Exposure</b>	✗
<b>Respiratory or Skin sensitisation</b>	✗	<b>STOT - Repeated Exposure</b>	✗
<b>Mutagenicity</b>	✗	<b>Aspiration Hazard</b>	✗

**Legend:** ✗ – Data either not available or does not fill the criteria for classification  
✓ – Data available to make classification

**SECTION 12 Ecological information**

**Toxicity**

<b>Legend:</b>	Extracted from 1. IUCLID Toxicity Data 2. Europe ECHA Registered Substances - Ecotoxicological Information - Aquatic Toxicity 4. US EPA, Ecotox database - Aquatic Toxicity Data 5. ECETOC Aquatic Hazard Assessment Data 6. NITE (Japan) - Bioconcentration Data 7. METI (Japan) - Bioconcentration Data 8. Vendor Data
----------------	--

**DO NOT** discharge into sewer or waterways.

**Persistence and degradability**

<b>Ingredient</b>	<b>Persistence: Water/Soil</b>	<b>Persistence: Air</b>
1,1,3,3-Tetramethyl-	HIGH	HIGH

**1,1,3,3-Tetramethyl-1,3-divinyldisilazane**

Ingredient	Persistence: Water/Soil	Persistence: Air
1,3-divinyldisilazane		

**Bioaccumulative potential**

Ingredient	Bioaccumulation
1,1,3,3-Tetramethyl-1,3-divinyldisilazane	LOW (LogKOW = 3.3268)

**Mobility in soil**

Ingredient	Mobility
1,1,3,3-Tetramethyl-1,3-divinyldisilazane	LOW (KOC = 1552)



**SECTION 13 Disposal considerations**

**Waste treatment methods**

<b>Product / Packaging disposal</b>	<p>Legislation addressing waste disposal requirements may differ by country, state and/ or territory. Each user must refer to laws operating in their area. In some areas, certain wastes must be tracked.</p> <p>A Hierarchy of Controls seems to be common - the user should investigate:</p> <ul style="list-style-type: none"> <li>▸ Reduction</li> <li>▸ Reuse</li> <li>▸ Recycling</li> <li>▸ Disposal (if all else fails)</li> </ul> <p>This material may be recycled if unused, or if it has not been contaminated so as to make it unsuitable for its intended use. If it has been contaminated, it may be possible to reclaim the product by filtration, distillation or some other means. Shelf life considerations should also be applied in making decisions of this type. Note that properties of a material may change in use, and recycling or reuse may not always be appropriate.</p> <ul style="list-style-type: none"> <li>▸ <b>DO NOT allow wash water from cleaning or process equipment to enter drains.</b></li> <li>▸ It may be necessary to collect all wash water for treatment before disposal.</li> <li>▸ In all cases disposal to sewer may be subject to local laws and regulations and these should be considered first.</li> <li>▸ Where in doubt contact the responsible authority.</li> <li>▸ Recycle wherever possible.</li> <li>▸ Consult manufacturer for recycling options or consult local or regional waste management authority for disposal if no suitable treatment or disposal facility can be identified.</li> <li>▸ Treat and neutralise at an approved treatment plant. Treatment should involve: Neutralisation followed by: burial in a land-fill specifically licensed to accept chemical and / or pharmaceutical wastes or Incineration in a licensed apparatus.</li> <li>▸ Decontaminate empty containers. Observe all label safeguards until containers are cleaned and destroyed.</li> </ul>
-------------------------------------	---

**SECTION 14 Transport information**

**Labels Required**

	 
<b>Marine Pollutant</b>	NO

**Land transport (ADR-RID)**

<b>UN number or ID number</b>	2924	
<b>UN proper shipping name</b>	FLAMMABLE LIQUID, CORROSIVE, N.O.S.	
<b>Transport hazard class(es)</b>	Class	3
	Subsidiary risk	8
<b>Packing group</b>	III	
<b>Environmental hazard</b>	Not Applicable	
<b>Special precautions for user</b>	Hazard identification (Kemler)	38
	Classification code	FC

## 1,1,3,3-Tetramethyl-1,3-divinyldisilazane

Hazard Label	3 +8
Special provisions	274
Limited quantity	5 L
Tunnel Restriction Code	3 (D/E)

## Air transport (ICAO-IATA / DGR)

<b>UN number</b>	2924	
<b>UN proper shipping name</b>	Flammable liquid, corrosive, n.o.s. *	
<b>Transport hazard class(es)</b>	ICAO/IATA Class	3
	ICAO / IATA Subrisk	8
	ERG Code	3C
<b>Packing group</b>	III	
<b>Environmental hazard</b>	Not Applicable	
<b>Special precautions for user</b>	Special provisions	A3 A803
	Cargo Only Packing Instructions	365
	Cargo Only Maximum Qty / Pack	60 L
	Passenger and Cargo Packing Instructions	354
	Passenger and Cargo Maximum Qty / Pack	5 L
	Passenger and Cargo Limited Quantity Packing Instructions	Y342
	Passenger and Cargo Limited Maximum Qty / Pack	1 L

## Sea transport (IMDG-Code / GGVSee)

<b>UN number</b>	2924	
<b>UN proper shipping name</b>	FLAMMABLE LIQUID, CORROSIVE, N.O.S.	
<b>Transport hazard class(es)</b>	IMDG Class	3
	IMDG Subrisk	8
<b>Packing group</b>	III	
<b>Environmental hazard</b>	Not Applicable	
<b>Special precautions for user</b>	EMS Number	F-E, S-C
	Special provisions	223 274
	Limited Quantities	5 L

## Inland waterways transport (ADN)

<b>UN number</b>	2924	
<b>UN proper shipping name</b>	FLAMMABLE LIQUID, CORROSIVE, N.O.S.	
<b>Transport hazard class(es)</b>	3	8
<b>Packing group</b>	III	
<b>Environmental hazard</b>	Not Applicable	
<b>Special precautions for user</b>	Classification code	FC
	Special provisions	274
	Limited quantity	5 L
	Equipment required	PP, EP, EX, A
	Fire cones number	0

## Transport in bulk according to Annex II of MARPOL and the IBC code

Not Applicable

## 1,1,3,3-Tetramethyl-1,3-divinyldisilazane

## Transport in bulk in accordance with MARPOL Annex V and the IMSBC Code

Product name	Group
1,1,3,3-Tetramethyl-1,3-divinyldisilazane	Not Available

## Transport in bulk in accordance with the IGC Code

Product name	Ship Type
1,1,3,3-Tetramethyl-1,3-divinyldisilazane	Not Available

## SECTION 15 Regulatory information

## Safety, health and environmental regulations / legislation specific for the substance or mixture

1,1,3,3-Tetramethyl-1,3-divinyldisilazane is found on the following regulatory lists

Europe EC Inventory

European Union - European Inventory of Existing Commercial Chemical Substances (EINECS)

## National Inventory Status

National Inventory	Status
Australia - AIIC / Australia Non-Industrial Use	Yes
Canada - DSL	Yes
Canada - NDSL	No (1,1,3,3-Tetramethyl-1,3-divinyldisilazane)
China - IECSC	Yes
Europe - EINEC / ELINCS / NLP	Yes
Japan - ENCS	Yes
Korea - KECI	Yes
New Zealand - NZIoC	Yes
Philippines - PICCS	Yes
USA - TSCA	Yes
Taiwan - TCSI	Yes
Mexico - INSQ	No (1,1,3,3-Tetramethyl-1,3-divinyldisilazane)
Vietnam - NCI	Yes
Russia - FBEPH	No (1,1,3,3-Tetramethyl-1,3-divinyldisilazane)
<b>Legend:</b>	Yes = All CAS declared ingredients are on the inventory No = One or more of the CAS listed ingredients are not on the inventory. These ingredients may be exempt or will require registration.

## SECTION 16 Other information

Revision Date	06/07/2023
Initial Date	06/07/2023

## SDS Version Summary

Version	Date of Update	Sections Updated
1.2	06/07/2023	Toxicological information - Acute Health (eye), Toxicological information - Acute Health (inhaled), Toxicological information - Acute Health (skin), Toxicological information - Acute Health (swallowed), First Aid measures - Advice to Doctor, Physical and chemical properties - Appearance, CAS Number, Hazards identification - Classification, Disposal considerations - Disposal, Firefighting measures - Fire Fighter (fire/explosion hazard), First Aid measures - First Aid (inhaled), Handling and storage - Handling Procedure, Composition / information on ingredients - Ingredients, Korean MSDS Number, Exposure controls / personal protection - Personal Protection (eye), Exposure controls / personal protection - Personal Protection (hands/feet), Accidental release measures - Spills (major), Accidental release measures - Spills (minor), Handling and storage - Storage (storage requirement), Identification of the substance / mixture and of the company / undertaking - Supplier Information, Identification of the substance / mixture and of the company / undertaking - Synonyms

**1,1,3,3-Tetramethyl-1,3-divinyldisilazane****Other information**

Classification of the preparation and its individual components has drawn on official and authoritative sources as well as independent review by the Chemwatch Classification committee using available literature references.

The SDS is a Hazard Communication tool and should be used to assist in the Risk Assessment. Many factors determine whether the reported Hazards are Risks in the workplace or other settings. Risks may be determined by reference to Exposures Scenarios. Scale of use, frequency of use and current or available engineering controls must be considered.

For detailed advice on Personal Protective Equipment, refer to the following EU CEN Standards:

EN 166 Personal eye-protection

EN 340 Protective clothing

EN 374 Protective gloves against chemicals and micro-organisms

EN 13832 Footwear protecting against chemicals

EN 133 Respiratory protective devices

**Definitions and abbreviations**

PC - TWA: Permissible Concentration-Time Weighted Average

PC - STEL: Permissible Concentration-Short Term Exposure Limit

IARC: International Agency for Research on Cancer

ACGIH: American Conference of Governmental Industrial Hygienists

STEL: Short Term Exposure Limit

TEEL: Temporary Emergency Exposure Limit,

IDLH: Immediately Dangerous to Life or Health Concentrations

ES: Exposure Standard

OSF: Odour Safety Factor

NOAEL :No Observed Adverse Effect Level

LOAEL: Lowest Observed Adverse Effect Level

TLV: Threshold Limit Value

LOD: Limit Of Detection

OTV: Odour Threshold Value

BCF: BioConcentration Factors

BEI: Biological Exposure Index

AIIC: Australian Inventory of Industrial Chemicals

DSL: Domestic Substances List

NDSL: Non-Domestic Substances List

IECSC: Inventory of Existing Chemical Substance in China

EINECS: European INventory of Existing Commercial chemical Substances

ELINCS: European List of Notified Chemical Substances

NLP: No-Longer Polymers

ENCS: Existing and New Chemical Substances Inventory

KECI: Korea Existing Chemicals Inventory

NZIoC: New Zealand Inventory of Chemicals

PICCS: Philippine Inventory of Chemicals and Chemical Substances

TSCA: Toxic Substances Control Act

TCSI: Taiwan Chemical Substance Inventory

INSQ: Inventario Nacional de Sustancias Químicas

NCI: National Chemical Inventory

FBEPH: Russian Register of Potentially Hazardous Chemical and Biological Substances

**Classification and procedure used to derive the classification for mixtures according to Regulation (EC) 1272/2008 [CLP]**

<b>Classification according to regulation (EC) No 1272/2008 [CLP] and amendments</b>	<b>Classification Procedure</b>
Flammable Liquids Category 3, H226	Expert judgement
Acute Toxicity (Dermal) Category 3, H311	Expert judgement
Serious Eye Damage/Eye Irritation Category 1, H318	Calculation method
Acute Toxicity (Inhalation) Category 4, H332	Expert judgement
Acute Toxicity (Oral) Category 4, H302	Expert judgement
Skin Corrosion/Irritation Category 1A, H314	Calculation method

**1,1,3,3-Tetramethyl-1,3-divinylidisilazane**

<b>Classification according to regulation (EC) No 1272/2008 [CLP] and amendments</b>	<b>Classification Procedure</b>
Hazardous to the Aquatic Environment Long-Term Hazard Category 3, H412	Expert judgement

Powered by AuthorITe, from Chemwatch.