



## 2,4,5,6-Tetrachloropyrimidine

### Apollo Scientific

Chemwatch Hazard Alert Code: 2

Part Number: OR7694

Version No: 2.2

Safety Data Sheet

Issue Date: 28/06/2023

Print Date: 28/06/2023

S.GHS.GB-NIR.EN

#### SECTION 1 Identification of the substance / mixture and of the company / undertaking

##### Product Identifier

Product name	2,4,5,6-Tetrachloropyrimidine
Chemical Name	2,4,5,6-tetrachloropyrimidine
Synonyms	Not Available
Proper shipping name	TOXIC SOLID, ORGANIC, N.O.S.
Chemical formula	C4-Cl4-N2
Other means of identification	Not Available
CAS number	1780-40-1*

##### Relevant identified uses of the substance or mixture and uses advised against

Relevant identified uses	Not Available
--------------------------	---------------

##### Details of the manufacturer or supplier of the safety data sheet

Registered company name	Apollo Scientific	Apollo Scientific Ltd
Address	Whitefield Road, Bredbury SK62QR United Kingdom	Whitefield Road, Bredbury SK6 2QR United Kingdom (NI)
Telephone	01614060505	+44(0) 161 406 0505
Fax	0161 406 0506	Not Available
Website	<a href="http://www.apolloscientific.co.uk/">http://www.apolloscientific.co.uk/</a>	<a href="http://apolloscientific.co.uk">apolloscientific.co.uk</a>
Email	sales@apolloscientific.co.uk	sales@apolloscientific.co.uk

##### Emergency telephone number

Association / Organisation	Not Available
Emergency telephone numbers	Not Available
Other emergency telephone numbers	Not Available

#### SECTION 2 Hazards identification

##### Classification of the substance or mixture

Classification according to regulation (EC) No 1272/2008 [CLP] and amendments [1]	H411 - Hazardous to the Aquatic Environment Long-Term Hazard Category 2, H312 - Acute Toxicity (Dermal) Category 4, H332 - Acute Toxicity (Inhalation) Category 4, H335 - Specific Target Organ Toxicity - Single Exposure (Respiratory Tract Irritation) Category 3, H302 - Acute Toxicity (Oral) Category 4, H315 - Skin Corrosion/Irritation Category 2, H319 - Serious Eye Damage/Eye Irritation Category 2, H317 - Sensitisation (Skin) Category 1
---	---

**2,4,5,6-Tetrachloropyrimidine**

**Legend:** 1. Classified by Chemwatch; 2. Classification drawn from Regulation (EU) No 1272/2008 - Annex VI

**Label elements**

<b>Hazard pictogram(s)</b>	
<b>Signal word</b>	<b>Warning</b>

**Hazard statement(s)**

<b>H411</b>	Toxic to aquatic life with long lasting effects.
<b>H312</b>	Harmful in contact with skin.
<b>H332</b>	Harmful if inhaled.
<b>H335</b>	May cause respiratory irritation.
<b>H302</b>	Harmful if swallowed.
<b>H315</b>	Causes skin irritation.
<b>H319</b>	Causes serious eye irritation.
<b>H317</b>	May cause an allergic skin reaction.

**Precautionary statement(s) Prevention**

<b>P271</b>	Use only outdoors or in a well-ventilated area.
<b>P280</b>	Wear protective gloves, protective clothing, eye protection and face protection.
<b>P261</b>	Avoid breathing dust/fumes.
<b>P264</b>	Wash all exposed external body areas thoroughly after handling.
<b>P270</b>	Do not eat, drink or smoke when using this product.
<b>P273</b>	Avoid release to the environment.
<b>P272</b>	Contaminated work clothing should not be allowed out of the workplace.

**Precautionary statement(s) Response**

<b>P302+P352</b>	IF ON SKIN: Wash with plenty of water.
<b>P305+P351+P338</b>	IF IN EYES: Rinse cautiously with water for several minutes. Remove contact lenses, if present and easy to do. Continue rinsing.
<b>P333+P313</b>	If skin irritation or rash occurs: Get medical advice/attention.
<b>P337+P313</b>	If eye irritation persists: Get medical advice/attention.
<b>P362+P364</b>	Take off contaminated clothing and wash it before reuse.
<b>P391</b>	Collect spillage.
<b>P301+P312</b>	IF SWALLOWED: Call a POISON CENTER/doctor/physician/first aider if you feel unwell.
<b>P304+P340</b>	IF INHALED: Remove person to fresh air and keep comfortable for breathing.
<b>P330</b>	Rinse mouth.

**Precautionary statement(s) Storage**

<b>P405</b>	Store locked up.
<b>P403+P233</b>	Store in a well-ventilated place. Keep container tightly closed.

**Precautionary statement(s) Disposal**

<b>P501</b>	Dispose of contents/container to authorised hazardous or special waste collection point in accordance with any local regulation.
-------------	--

**SECTION 3 Composition / information on ingredients**

**Substances**

CAS No	%[weight]	Name	Classification according to regulation (EC) No 1272/2008 [CLP] and amendments	SCL / M-Factor
1780-40-1*	100	<u>2,4,5,6-</u>	Hazardous to the Aquatic Environment Long-Term Hazard Category 2,	Not

## 2,4,5,6-Tetrachloropyrimidine

CAS No	%[weight]	Name	Classification according to regulation (EC) No 1272/2008 [CLP] and amendments	SCL / M-Factor
		<u>Tetrachloropyrimidine</u>	Acute Toxicity (Dermal) Category 4, Acute Toxicity (Inhalation) Category 4, Specific Target Organ Toxicity - Single Exposure (Respiratory Tract Irritation) Category 3, Acute Toxicity (Oral) Category 4, Skin Corrosion/Irritation Category 2, Serious Eye Damage/Eye Irritation Category 2, Sensitisation (Skin) Category 1; H411, H312, H332, H335, H302, H315, H319, H317 <sup>[1]</sup>	Available

**Legend:** 1. Classified by Chemwatch; 2. Classification drawn from Regulation (EU) No 1272/2008 - Annex VI; 3. Classification drawn from C&L; \* EU IOELVs available; [e] Substance identified as having endocrine disrupting properties

## Mixtures

See section above for composition of Substances

## SECTION 4 First aid measures

### Description of first aid measures

<b>Eye Contact</b>	<p>If this product comes in contact with the eyes:</p> <ul style="list-style-type: none"> <li>▶ Wash out immediately with fresh running water.</li> <li>▶ Ensure complete irrigation of the eye by keeping eyelids apart and away from eye and moving the eyelids by occasionally lifting the upper and lower lids.</li> <li>▶ Seek medical attention without delay; if pain persists or recurs seek medical attention.</li> <li>▶ Removal of contact lenses after an eye injury should only be undertaken by skilled personnel.</li> </ul>
<b>Skin Contact</b>	<p>If skin contact occurs:</p> <ul style="list-style-type: none"> <li>▶ Immediately remove all contaminated clothing, including footwear.</li> <li>▶ Flush skin and hair with running water (and soap if available).</li> <li>▶ Seek medical attention in event of irritation.</li> </ul>
<b>Inhalation</b>	<ul style="list-style-type: none"> <li>▶ If fumes or combustion products are inhaled remove from contaminated area.</li> <li>▶ Lay patient down. Keep warm and rested.</li> <li>▶ Prostheses such as false teeth, which may block airway, should be removed, where possible, prior to initiating first aid procedures.</li> <li>▶ Apply artificial respiration if not breathing, preferably with a demand valve resuscitator, bag-valve mask device, or pocket mask as trained. Perform CPR if necessary.</li> <li>▶ Transport to hospital, or doctor.</li> </ul>
<b>Ingestion</b>	<ul style="list-style-type: none"> <li>▶ <b>If swallowed do NOT induce vomiting.</b></li> <li>▶ If vomiting occurs, lean patient forward or place on left side (head-down position, if possible) to maintain open airway and prevent aspiration.</li> <li>▶ Observe the patient carefully.</li> <li>▶ Never give liquid to a person showing signs of being sleepy or with reduced awareness; i.e. becoming unconscious.</li> <li>▶ Give water to rinse out mouth, then provide liquid slowly and as much as casualty can comfortably drink.</li> <li>▶ Seek medical advice.</li> </ul>

### Indication of any immediate medical attention and special treatment needed

As in all cases of suspected poisoning, follow the ABCDEs of emergency medicine (airway, breathing, circulation, disability, exposure), then the ABCDEs of toxicology (antidotes, basics, change absorption, change distribution, change elimination).

For poisons (where specific treatment regime is absent):

#### BASIC TREATMENT

- ▶ Establish a patent airway with suction where necessary.
- ▶ Watch for signs of respiratory insufficiency and assist ventilation as necessary.
- ▶ Administer oxygen by non-rebreather mask at 10 to 15 L/min.
- ▶ Monitor and treat, where necessary, for pulmonary oedema.
- ▶ Monitor and treat, where necessary, for shock.
- ▶ Anticipate seizures.
- ▶ **DO NOT** use emetics. Where ingestion is suspected rinse mouth and give up to 200 ml water (5 ml/kg recommended) for dilution where patient is able to swallow, has a strong gag reflex and does not drool.

#### ADVANCED TREATMENT

- ▶ Consider orotracheal or nasotracheal intubation for airway control in unconscious patient or where respiratory arrest has occurred.
- ▶ Positive-pressure ventilation using a bag-valve mask might be of use.
- ▶ Monitor and treat, where necessary, for arrhythmias.
- ▶ Start an IV D5W TKO. If signs of hypovolaemia are present use lactated Ringers solution. Fluid overload might create complications.
- ▶ Drug therapy should be considered for pulmonary oedema.

## 2,4,5,6-Tetrachloropyrimidine

- Hypotension with signs of hypovolaemia requires the cautious administration of fluids. Fluid overload might create complications.
- Treat seizures with diazepam.
- Proparacaine hydrochloride should be used to assist eye irrigation.

BRONSTEIN, A.C. and CURRANCE, P.L.

EMERGENCY CARE FOR HAZARDOUS MATERIALS EXPOSURE: 2nd Ed. 1994

### SECTION 5 Firefighting measures

#### Extinguishing media

- There is no restriction on the type of extinguisher which may be used.
- Use extinguishing media suitable for surrounding area.

#### Special hazards arising from the substrate or mixture

<b>Fire Incompatibility</b>	None known.
-----------------------------	-------------

#### Advice for firefighters

<b>Fire Fighting</b>	<ul style="list-style-type: none"> <li>‣ Alert Fire Brigade and tell them location and nature of hazard.</li> <li>‣ Wear breathing apparatus plus protective gloves in the event of a fire.</li> <li>‣ Prevent, by any means available, spillage from entering drains or water courses.</li> <li>‣ Use fire fighting procedures suitable for surrounding area.</li> <li>‣ <b>DO NOT</b> approach containers suspected to be hot.</li> <li>‣ Cool fire exposed containers with water spray from a protected location.</li> <li>‣ If safe to do so, remove containers from path of fire.</li> <li>‣ Equipment should be thoroughly decontaminated after use.</li> </ul>
<b>Fire/Explosion Hazard</b>	<ul style="list-style-type: none"> <li>‣ Non combustible.</li> <li>‣ Not considered a significant fire risk, however containers may burn.</li> </ul> <p>May emit poisonous fumes.</p>

### SECTION 6 Accidental release measures

#### Personal precautions, protective equipment and emergency procedures

See section 8

#### Environmental precautions

See section 12

#### Methods and material for containment and cleaning up

<b>Minor Spills</b>	<ul style="list-style-type: none"> <li>‣ Remove all ignition sources.</li> <li>‣ Clean up all spills immediately.</li> <li>‣ Avoid contact with skin and eyes.</li> <li>‣ Control personal contact with the substance, by using protective equipment.</li> <li>‣ Use dry clean up procedures and avoid generating dust.</li> <li>‣ Place in a suitable, labelled container for waste disposal.</li> </ul>
<b>Major Spills</b>	<ul style="list-style-type: none"> <li>‣ Clear area of personnel and move upwind.</li> <li>‣ Alert Fire Brigade and tell them location and nature of hazard.</li> <li>‣ Wear breathing apparatus plus protective gloves.</li> <li>‣ Prevent, by any means available, spillage from entering drains or water course.</li> <li>‣ Stop leak if safe to do so.</li> <li>‣ Contain spill with sand, earth or vermiculite.</li> <li>‣ Collect recoverable product into labelled containers for recycling.</li> <li>‣ Neutralise/decontaminate residue (see Section 13 for specific agent).</li> <li>‣ Collect solid residues and seal in labelled drums for disposal.</li> <li>‣ Wash area and prevent runoff into drains.</li> <li>‣ After clean up operations, decontaminate and launder all protective clothing and equipment before storing and re-using.</li> <li>‣ If contamination of drains or waterways occurs, advise emergency services.</li> </ul>

Personal Protective Equipment advice is contained in Section 8 of the SDS.

### SECTION 7 Handling and storage

#### Precautions for safe handling

## 2,4,5,6-Tetrachloropyrimidine

<b>Safe handling</b>	<ul style="list-style-type: none"> <li>▶ Avoid all personal contact, including inhalation.</li> <li>▶ Wear protective clothing when risk of exposure occurs.</li> <li>▶ Use in a well-ventilated area.</li> <li>▶ Prevent concentration in hollows and sumps.</li> <li>▶ <b>DO NOT enter confined spaces until atmosphere has been checked.</b></li> <li>▶ <b>DO NOT allow material to contact humans, exposed food or food utensils.</b></li> <li>▶ Avoid contact with incompatible materials.</li> <li>▶ <b>When handling, DO NOT eat, drink or smoke.</b></li> <li>▶ Keep containers securely sealed when not in use.</li> <li>▶ Avoid physical damage to containers.</li> <li>▶ Always wash hands with soap and water after handling.</li> <li>▶ Work clothes should be laundered separately. Launder contaminated clothing before re-use.</li> <li>▶ Use good occupational work practice.</li> <li>▶ Observe manufacturer's storage and handling recommendations contained within this SDS.</li> <li>▶ Atmosphere should be regularly checked against established exposure standards to ensure safe working conditions are maintained.</li> </ul>
<b>Other information</b>	<ul style="list-style-type: none"> <li>▶ Store in original containers.</li> <li>▶ Keep containers securely sealed.</li> <li>▶ Store in a cool, dry, well-ventilated area.</li> <li>▶ Store away from incompatible materials and foodstuff containers.</li> <li>▶ Protect containers against physical damage and check regularly for leaks.</li> <li>▶ Observe manufacturer's storage and handling recommendations contained within this SDS.</li> </ul>

**Conditions for safe storage, including any incompatibilities**

<b>Suitable container</b>	<ul style="list-style-type: none"> <li>▶ Lined metal can, lined metal pail/ can.</li> <li>▶ Plastic pail.</li> <li>▶ Polyliner drum.</li> <li>▶ Packing as recommended by manufacturer.</li> <li>▶ Check all containers are clearly labelled and free from leaks.</li> </ul> <p>For low viscosity materials</p> <ul style="list-style-type: none"> <li>▶ Drums and jerricans must be of the non-removable head type.</li> <li>▶ Where a can is to be used as an inner package, the can must have a screwed enclosure.</li> </ul> <p>For materials with a viscosity of at least 2680 cSt. (23 deg. C) and solids (between 15 C deg. and 40 deg C.):</p> <ul style="list-style-type: none"> <li>▶ Removable head packaging;</li> <li>▶ Cans with friction closures and</li> <li>▶ low pressure tubes and cartridges</li> </ul> <p>may be used.</p> <p>-</p> <p>Where combination packages are used, and the inner packages are of glass, there must be sufficient inert cushioning material in contact with inner and outer packages *.</p> <p>-</p> <p>In addition, where inner packagings are glass and contain liquids of packing group I and II there must be sufficient inert absorbent to absorb any spillage *.</p> <p>-</p> <p>* unless the outer packaging is a close fitting moulded plastic box and the substances are not incompatible with the plastic.</p>
<b>Storage incompatibility</b>	<p>None known</p> <ul style="list-style-type: none"> <li>▶ Lachrymatory</li> <li>▶ Store under argon</li> </ul>

**SECTION 8 Exposure controls / personal protection****Control parameters****Occupational Exposure Limits (OEL)****INGREDIENT DATA**

Not Available

**Emergency Limits**

Ingredient	TEEL-1	TEEL-2	TEEL-3
2,4,5,6-Tetrachloropyrimidine	Not Available	Not Available	Not Available


Ingredient	Original IDLH	Revised IDLH
2,4,5,6-Tetrachloropyrimidine	Not Available	Not Available

**Occupational Exposure Banding**

## 2,4,5,6-Tetrachloropyrimidine

Ingredient	Occupational Exposure Band Rating	Occupational Exposure Band Limit
2,4,5,6-Tetrachloropyrimidine	E	≤ 0.01 mg/m <sup>3</sup>
<b>Notes:</b>	<i>Occupational exposure banding is a process of assigning chemicals into specific categories or bands based on a chemical's potency and the adverse health outcomes associated with exposure. The output of this process is an occupational exposure band (OEB), which corresponds to a range of exposure concentrations that are expected to protect worker health.</i>	

## Exposure controls

<b>Appropriate engineering controls</b>	<p>Engineering controls are used to remove a hazard or place a barrier between the worker and the hazard. Well-designed engineering controls can be highly effective in protecting workers and will typically be independent of worker interactions to provide this high level of protection.</p> <p>The basic types of engineering controls are:</p> <p>Process controls which involve changing the way a job activity or process is done to reduce the risk.</p> <p>Enclosure and/or isolation of emission source which keeps a selected hazard "physically" away from the worker and ventilation that strategically "adds" and "removes" air in the work environment. Ventilation can remove or dilute an air contaminant if designed properly. The design of a ventilation system must match the particular process and chemical or contaminant in use. Employers may need to use multiple types of controls to prevent employee overexposure.</p> <p>Local exhaust ventilation usually required. If risk of overexposure exists, wear approved respirator. Correct fit is essential to obtain adequate protection. Supplied-air type respirator may be required in special circumstances. Correct fit is essential to ensure adequate protection.</p> <p>An approved self contained breathing apparatus (SCBA) may be required in some situations.</p> <p>Provide adequate ventilation in warehouse or closed storage area. Air contaminants generated in the workplace possess varying "escape" velocities which, in turn, determine the "capture velocities" of fresh circulating air required to effectively remove the contaminant.</p> <table border="1"> <thead> <tr> <th>Type of Contaminant:</th> <th>Air Speed:</th> </tr> </thead> <tbody> <tr> <td>solvent, vapours, degreasing etc., evaporating from tank (in still air).</td> <td>0.25-0.5 m/s (50-100 f/min.)</td> </tr> <tr> <td>aerosols, fumes from pouring operations, intermittent container filling, low speed conveyer transfers, welding, spray drift, plating acid fumes, pickling (released at low velocity into zone of active generation)</td> <td>0.5-1 m/s (100-200 f/min.)</td> </tr> <tr> <td>direct spray, spray painting in shallow booths, drum filling, conveyer loading, crusher dusts, gas discharge (active generation into zone of rapid air motion)</td> <td>1-2.5 m/s (200-500 f/min.)</td> </tr> <tr> <td>grinding, abrasive blasting, tumbling, high speed wheel generated dusts (released at high initial velocity into zone of very high rapid air motion).</td> <td>2.5-10 m/s (500-2000 f/min.)</td> </tr> </tbody> </table> <p>Within each range the appropriate value depends on:</p> <table border="1"> <thead> <tr> <th>Lower end of the range</th> <th>Upper end of the range</th> </tr> </thead> <tbody> <tr> <td>1: Room air currents minimal or favourable to capture</td> <td>1: Disturbing room air currents</td> </tr> <tr> <td>2: Contaminants of low toxicity or of nuisance value only.</td> <td>2: Contaminants of high toxicity</td> </tr> <tr> <td>3: Intermittent, low production.</td> <td>3: High production, heavy use</td> </tr> <tr> <td>4: Large hood or large air mass in motion</td> <td>4: Small hood-local control only</td> </tr> </tbody> </table> <p>Simple theory shows that air velocity falls rapidly with distance away from the opening of a simple extraction pipe. Velocity generally decreases with the square of distance from the extraction point (in simple cases). Therefore the air speed at the extraction point should be adjusted, accordingly, after reference to distance from the contaminating source. The air velocity at the extraction fan, for example, should be a minimum of 1-2 m/s (200-400 f/min) for extraction of solvents generated in a tank 2 meters distant from the extraction point. Other mechanical considerations, producing performance deficits within the extraction apparatus, make it essential that theoretical air velocities are multiplied by factors of 10 or more when extraction systems are installed or used.</p>	Type of Contaminant:	Air Speed:	solvent, vapours, degreasing etc., evaporating from tank (in still air).	0.25-0.5 m/s (50-100 f/min.)	aerosols, fumes from pouring operations, intermittent container filling, low speed conveyer transfers, welding, spray drift, plating acid fumes, pickling (released at low velocity into zone of active generation)	0.5-1 m/s (100-200 f/min.)	direct spray, spray painting in shallow booths, drum filling, conveyer loading, crusher dusts, gas discharge (active generation into zone of rapid air motion)	1-2.5 m/s (200-500 f/min.)	grinding, abrasive blasting, tumbling, high speed wheel generated dusts (released at high initial velocity into zone of very high rapid air motion).	2.5-10 m/s (500-2000 f/min.)	Lower end of the range	Upper end of the range	1: Room air currents minimal or favourable to capture	1: Disturbing room air currents	2: Contaminants of low toxicity or of nuisance value only.	2: Contaminants of high toxicity	3: Intermittent, low production.	3: High production, heavy use	4: Large hood or large air mass in motion	4: Small hood-local control only
Type of Contaminant:	Air Speed:																				
solvent, vapours, degreasing etc., evaporating from tank (in still air).	0.25-0.5 m/s (50-100 f/min.)																				
aerosols, fumes from pouring operations, intermittent container filling, low speed conveyer transfers, welding, spray drift, plating acid fumes, pickling (released at low velocity into zone of active generation)	0.5-1 m/s (100-200 f/min.)																				
direct spray, spray painting in shallow booths, drum filling, conveyer loading, crusher dusts, gas discharge (active generation into zone of rapid air motion)	1-2.5 m/s (200-500 f/min.)																				
grinding, abrasive blasting, tumbling, high speed wheel generated dusts (released at high initial velocity into zone of very high rapid air motion).	2.5-10 m/s (500-2000 f/min.)																				
Lower end of the range	Upper end of the range																				
1: Room air currents minimal or favourable to capture	1: Disturbing room air currents																				
2: Contaminants of low toxicity or of nuisance value only.	2: Contaminants of high toxicity																				
3: Intermittent, low production.	3: High production, heavy use																				
4: Large hood or large air mass in motion	4: Small hood-local control only																				
<b>Individual protection measures, such as personal protective equipment</b>																					
<b>Eye and face protection</b>	<ul style="list-style-type: none"> <li>▶ Safety glasses with side shields.</li> <li>▶ Chemical goggles. [AS/NZS 1337.1, EN166 or national equivalent]</li> <li>▶ Contact lenses may pose a special hazard; soft contact lenses may absorb and concentrate irritants. A written policy document, describing the wearing of lenses or restrictions on use, should be created for each workplace or task. This should include a review of lens absorption and adsorption for the class of chemicals in use and an account of injury experience. Medical and first-aid personnel should be trained in their removal and suitable equipment should be readily available. In the event of chemical exposure, begin eye irrigation immediately and remove contact lens as soon as practicable. Lens should be removed at the first signs of eye redness or irritation - lens should be removed in a clean environment only after workers have washed hands thoroughly. [CDC NIOSH Current Intelligence Bulletin 59].</li> </ul>																				
<b>Skin protection</b>	See Hand protection below																				

## 2,4,5,6-Tetrachloropyrimidine

- ▶ Wear chemical protective gloves, e.g. PVC.
- ▶ Wear safety footwear or safety gumboots, e.g. Rubber

**NOTE:**

- ▶ The material may produce skin sensitisation in predisposed individuals. Care must be taken, when removing gloves and other protective equipment, to avoid all possible skin contact.
- ▶ Contaminated leather items, such as shoes, belts and watch-bands should be removed and destroyed.

The selection of suitable gloves does not only depend on the material, but also on further marks of quality which vary from manufacturer to manufacturer. Where the chemical is a preparation of several substances, the resistance of the glove material can not be calculated in advance and has therefore to be checked prior to the application.

The exact break through time for substances has to be obtained from the manufacturer of the protective gloves and has to be observed when making a final choice.

Personal hygiene is a key element of effective hand care. Gloves must only be worn on clean hands. After using gloves, hands should be washed and dried thoroughly. Application of a non-perfumed moisturiser is recommended.

Suitability and durability of glove type is dependent on usage. Important factors in the selection of gloves include:

- frequency and duration of contact,
- chemical resistance of glove material,
- glove thickness and
- dexterity

Select gloves tested to a relevant standard (e.g. Europe EN 374, US F739, AS/NZS 2161.1 or national equivalent).

- When prolonged or frequently repeated contact may occur, a glove with a protection class of 5 or higher (breakthrough time greater than 240 minutes according to EN 374, AS/NZS 2161.10.1 or national equivalent) is recommended.
  - When only brief contact is expected, a glove with a protection class of 3 or higher (breakthrough time greater than 60 minutes according to EN 374, AS/NZS 2161.10.1 or national equivalent) is recommended.
  - Some glove polymer types are less affected by movement and this should be taken into account when considering gloves for long-term use.
  - Contaminated gloves should be replaced.
- As defined in ASTM F-739-96 in any application, gloves are rated as:
- Excellent when breakthrough time > 480 min
  - Good when breakthrough time > 20 min
  - Fair when breakthrough time < 20 min
  - Poor when glove material degrades

For general applications, gloves with a thickness typically greater than 0.35 mm, are recommended.

It should be emphasised that glove thickness is not necessarily a good predictor of glove resistance to a specific chemical, as the permeation efficiency of the glove will be dependent on the exact composition of the glove material. Therefore, glove selection should also be based on consideration of the task requirements and knowledge of breakthrough times.

Glove thickness may also vary depending on the glove manufacturer, the glove type and the glove model. Therefore, the manufacturers technical data should always be taken into account to ensure selection of the most appropriate glove for the task.

Note: Depending on the activity being conducted, gloves of varying thickness may be required for specific tasks. For example:

- Thinner gloves (down to 0.1 mm or less) may be required where a high degree of manual dexterity is needed. However, these gloves are only likely to give short duration protection and would normally be just for single use applications, then disposed of.
- Thicker gloves (up to 3 mm or more) may be required where there is a mechanical (as well as a chemical) risk i.e. where there is abrasion or puncture potential

Gloves must only be worn on clean hands. After using gloves, hands should be washed and dried thoroughly. Application of a non-perfumed moisturiser is recommended.

**Hands/feet protection****Body protection**

See Other protection below

**Other protection**

- ▶ Overalls.
- ▶ Eyewash unit.
- ▶ Barrier cream.
- ▶ Skin cleansing cream.

**Respiratory protection**

Type -P Filter of sufficient capacity. (AS/NZS 1716 & 1715, EN 143:2000 & 149:2001, ANSI Z88 or national equivalent)

Required Minimum Protection Factor	Half-Face Respirator	Full-Face Respirator	Powered Air Respirator
up to 10 x ES	P1 Air-line*	- -	PAPR-P1 -
up to 50 x ES	Air-line**	P2	PAPR-P2
up to 100 x ES	-	P3	-
		Air-line*	-
100+ x ES	-	Air-line**	PAPR-P3

\* - Negative pressure demand \*\* - Continuous flow

A(All classes) = Organic vapours, B AUS or B1 = Acid gasses, B2 = Acid gas or hydrogen cyanide(HCN), B3 = Acid gas or hydrogen cyanide(HCN), E = Sulfur dioxide(SO<sub>2</sub>), G = Agricultural chemicals, K = Ammonia(NH<sub>3</sub>), Hg = Mercury, NO = Oxides of nitrogen, MB = Methyl bromide, AX = Low boiling point organic compounds(below 65 degC)

- Respirators may be necessary when engineering and administrative controls do not adequately prevent exposures.
- The decision to use respiratory protection should be based on professional judgment that takes into account toxicity information, exposure measurement data,

## 2,4,5,6-Tetrachloropyrimidine

and frequency and likelihood of the worker's exposure - ensure users are not subject to high thermal loads which may result in heat stress or distress due to personal protective equipment (powered, positive flow, full face apparatus may be an option).

- Published occupational exposure limits, where they exist, will assist in determining the adequacy of the selected respiratory protection. These may be government mandated or vendor recommended.
- Certified respirators will be useful for protecting workers from inhalation of particulates when properly selected and fit tested as part of a complete respiratory protection program.
- Where protection from nuisance levels of dusts are desired, use type N95 (US) or type P1 (EN143) dust masks. Use respirators and components tested and approved under appropriate government standards such as NIOSH (US) or CEN (EU)
- Use approved positive flow mask if significant quantities of dust becomes airborne.
- Try to avoid creating dust conditions.

### SECTION 9 Physical and chemical properties

#### Information on basic physical and chemical properties

<b>Appearance</b>	Not Available		
<b>Physical state</b>	Solid	<b>Relative density (Water = 1)</b>	Not Available
<b>Odour</b>	Not Available	<b>Partition coefficient n-octanol / water</b>	Not Available
<b>Odour threshold</b>	Not Available	<b>Auto-ignition temperature (°C)</b>	Not Available
<b>pH (as supplied)</b>	Not Available	<b>Decomposition temperature (°C)</b>	Not Available
<b>Melting point / freezing point (°C)</b>	68-70	<b>Viscosity (cSt)</b>	Not Available
<b>Initial boiling point and boiling range (°C)</b>	Not Available	<b>Molecular weight (g/mol)</b>	Not Available
<b>Flash point (°C)</b>	Not Available	<b>Taste</b>	Not Available
<b>Evaporation rate</b>	Not Available	<b>Explosive properties</b>	Not Available
<b>Flammability</b>	Not Available	<b>Oxidising properties</b>	Not Available
<b>Upper Explosive Limit (%)</b>	Not Available	<b>Surface Tension (dyn/cm or mN/m)</b>	Not Applicable
<b>Lower Explosive Limit (%)</b>	Not Available	<b>Volatile Component (%vol)</b>	Not Available
<b>Vapour pressure (kPa)</b>	Not Available	<b>Gas group</b>	Not Available
<b>Solubility in water</b>	Not Available	<b>pH as a solution (1%)</b>	Not Available
<b>Vapour density (Air = 1)</b>	Not Available	<b>VOC g/L</b>	Not Available

### SECTION 10 Stability and reactivity

<b>Reactivity</b>	See section 7
<b>Chemical stability</b>	<ul style="list-style-type: none"> <li>▸ Unstable in the presence of incompatible materials.</li> <li>▸ Product is considered stable.</li> <li>▸ Hazardous polymerisation will not occur.</li> </ul>
<b>Possibility of hazardous reactions</b>	See section 7
<b>Conditions to avoid</b>	See section 7
<b>Incompatible materials</b>	See section 7
<b>Hazardous decomposition products</b>	See section 5

### SECTION 11 Toxicological information

#### Information on toxicological effects



## 2,4,5,6-Tetrachloropyrimidine

<b>Inhaled</b>	The material is not thought to produce respiratory irritation (as classified by EC Directives using animal models). Nevertheless inhalation of dusts, or fumes, especially for prolonged periods, may produce respiratory discomfort and occasionally, distress. Inhalation of dusts, generated by the material during the course of normal handling, may be damaging to the health of the individual.
<b>Ingestion</b>	Accidental ingestion of the material may be damaging to the health of the individual.
<b>Skin Contact</b>	The material is not thought to produce adverse health effects or skin irritation following contact (as classified by EC Directives using animal models). Nevertheless, good hygiene practice requires that exposure be kept to a minimum and that suitable gloves be used in an occupational setting. Open cuts, abraded or irritated skin should not be exposed to this material Entry into the blood-stream, through, for example, cuts, abrasions or lesions, may produce systemic injury with harmful effects. Examine the skin prior to the use of the material and ensure that any external damage is suitably protected.
<b>Eye</b>	This material can cause eye irritation and damage in some persons.
<b>Chronic</b>	Skin contact with the material is more likely to cause a sensitisation reaction in some persons compared to the general population.

**Legend:** 1. Value obtained from Europe ECHA Registered Substances - Acute toxicity 2. Value obtained from manufacturer's SDS. Unless otherwise specified data extracted from RTECS - Register of Toxic Effect of chemical Substances

<b>2,4,5,6-Tetrachloropyrimidine</b>	The following information refers to contact allergens as a group and may not be specific to this product. Contact allergies quickly manifest themselves as contact eczema, more rarely as urticaria or Quincke's oedema. The pathogenesis of contact eczema involves a cell-mediated (T lymphocytes) immune reaction of the delayed type. Other allergic skin reactions, e.g. contact urticaria, involve antibody-mediated immune reactions. The significance of the contact allergen is not simply determined by its sensitisation potential: the distribution of the substance and the opportunities for contact with it are equally important. A weakly sensitising substance which is widely distributed can be a more important allergen than one with stronger sensitising potential with which few individuals come into contact. From a clinical point of view, substances are noteworthy if they produce an allergic test reaction in more than 1% of the persons tested.
--------------------------------------	--

<b>Acute Toxicity</b>	✓	<b>Carcinogenicity</b>	✗
<b>Skin Irritation/Corrosion</b>	✓	<b>Reproductivity</b>	✗
<b>Serious Eye Damage/Irritation</b>	✓	<b>STOT - Single Exposure</b>	✓
<b>Respiratory or Skin sensitisation</b>	✓	<b>STOT - Repeated Exposure</b>	✗
<b>Mutagenicity</b>	✗	<b>Aspiration Hazard</b>	✗

**Legend:** ✗ – Data either not available or does not fill the criteria for classification  
✓ – Data available to make classification

## SECTION 12 Ecological information

## Toxicity

**Legend:** Extracted from 1. IUCLID Toxicity Data 2. Europe ECHA Registered Substances - Ecotoxicological Information - Aquatic Toxicity 4. US EPA, Ecotox database - Aquatic Toxicity Data 5. ECETOC Aquatic Hazard Assessment Data 6. NITE (Japan) - Bioconcentration Data 7. METI (Japan) - Bioconcentration Data 8. Vendor Data

Toxic to aquatic organisms, may cause long-term adverse effects in the aquatic environment.

Do NOT allow product to come in contact with surface waters or to intertidal areas below the mean high water mark. Do not contaminate water when cleaning equipment or disposing of equipment wash-waters.

Wastes resulting from use of the product must be disposed of on site or at approved waste sites.

**DO NOT discharge into sewer or waterways.**

## Persistence and degradability

Ingredient	Persistence: Water/Soil	Persistence: Air
2,4,5,6-Tetrachloropyrimidine	HIGH	HIGH

## Bioaccumulative potential

Ingredient	Bioaccumulation
2,4,5,6-Tetrachloropyrimidine	LOW (LogKOW = 2.5182)

**2,4,5,6-Tetrachloropyrimidine**

**Mobility in soil**

Ingredient	Mobility
2,4,5,6-Tetrachloropyrimidine	LOW (KOC = 128.6)



**SECTION 13 Disposal considerations**

**Waste treatment methods**

<b>Product / Packaging disposal</b>	<ul style="list-style-type: none"> <li>▸ Containers may still present a chemical hazard/ danger when empty.</li> <li>▸ Return to supplier for reuse/ recycling if possible.</li> </ul> <p>Otherwise:</p> <ul style="list-style-type: none"> <li>▸ If container can not be cleaned sufficiently well to ensure that residuals do not remain or if the container cannot be used to store the same product, then puncture containers, to prevent re-use, and bury at an authorised landfill.</li> <li>▸ Where possible retain label warnings and SDS and observe all notices pertaining to the product.</li> <li>▸ Recycle wherever possible or consult manufacturer for recycling options.</li> <li>▸ Consult State Land Waste Management Authority for disposal.</li> <li>▸ Bury residue in an authorised landfill.</li> <li>▸ Recycle containers if possible, or dispose of in an authorised landfill.</li> </ul>
-------------------------------------	---

**SECTION 14 Transport information**

**Labels Required**

	
<b>Marine Pollutant</b>	

**Land transport (ADR-RID)**

<b>UN number or ID number</b>	2811	
<b>UN proper shipping name</b>	TOXIC SOLID, ORGANIC, N.O.S.	
<b>Transport hazard class(es)</b>	Class	6.1
	Subsidiary risk	Not Applicable
<b>Packing group</b>	III	
<b>Environmental hazard</b>	Environmentally hazardous	
<b>Special precautions for user</b>	Hazard identification (Kemler)	60
	Classification code	T2
	Hazard Label	6.1
	Special provisions	274 614
	Limited quantity	5 kg
	Tunnel Restriction Code	2 (E)

**Air transport (ICAO-IATA / DGR)**

<b>UN number</b>	2811	
<b>UN proper shipping name</b>	Toxic solid, organic, n.o.s. *	
<b>Transport hazard class(es)</b>	ICAO/IATA Class	6.1
	ICAO / IATA Subrisk	Not Applicable
	ERG Code	6L
<b>Packing group</b>	III	

**2,4,5,6-Tetrachloropyrimidine**

<b>Environmental hazard</b>	Environmentally hazardous	
<b>Special precautions for user</b>	Special provisions	A3 A5
	Cargo Only Packing Instructions	677
	Cargo Only Maximum Qty / Pack	200 kg
	Passenger and Cargo Packing Instructions	670
	Passenger and Cargo Maximum Qty / Pack	100 kg
	Passenger and Cargo Limited Quantity Packing Instructions	Y645
	Passenger and Cargo Limited Maximum Qty / Pack	10 kg

**Sea transport (IMDG-Code / GGVSee)**

<b>UN number</b>	2811	
<b>UN proper shipping name</b>	TOXIC SOLID, ORGANIC, N.O.S.	
<b>Transport hazard class(es)</b>	IMDG Class	6.1
	IMDG Subrisk	Not Applicable
<b>Packing group</b>	III	
<b>Environmental hazard</b>	Marine Pollutant	
<b>Special precautions for user</b>	EMS Number	F-A, S-A
	Special provisions	223 274
	Limited Quantities	5 kg

**Inland waterways transport (ADN)**

<b>UN number</b>	2811	
<b>UN proper shipping name</b>	TOXIC SOLID, ORGANIC, N.O.S.	
<b>Transport hazard class(es)</b>	6.1	Not Applicable
<b>Packing group</b>	III	
<b>Environmental hazard</b>	Environmentally hazardous	
<b>Special precautions for user</b>	Classification code	T2
	Special provisions	274; 614; 802
	Limited quantity	5 kg
	Equipment required	PP, EP
	Fire cones number	0

**Transport in bulk according to Annex II of MARPOL and the IBC code**

Not Applicable

**Transport in bulk in accordance with MARPOL Annex V and the IMSBC Code**

Product name	Group
2,4,5,6-Tetrachloropyrimidine	Not Available

**Transport in bulk in accordance with the IGC Code**

Product name	Ship Type
2,4,5,6-Tetrachloropyrimidine	Not Available

**SECTION 15 Regulatory information**

**Safety, health and environmental regulations / legislation specific for the substance or mixture**

2,4,5,6-Tetrachloropyrimidine is found on the following regulatory lists

## 2,4,5,6-Tetrachloropyrimidine

## Europe EC Inventory

European Union - European Inventory of Existing Commercial Chemical Substances (EINECS)

## International WHO List of Proposed Occupational Exposure Limit (OEL) Values for Manufactured Nanomaterials (MNMS)

## National Inventory Status

National Inventory	Status
Australia - AIIC / Australia Non-Industrial Use	No (2,4,5,6-Tetrachloropyrimidine)
Canada - DSL	No (2,4,5,6-Tetrachloropyrimidine)
Canada - NDSL	Yes
China - IECSC	Yes
Europe - EINEC / ELINCS / NLP	Yes
Japan - ENCS	No (2,4,5,6-Tetrachloropyrimidine)
Korea - KECI	No (2,4,5,6-Tetrachloropyrimidine)
New Zealand - NZIoC	No (2,4,5,6-Tetrachloropyrimidine)
Philippines - PICCS	No (2,4,5,6-Tetrachloropyrimidine)
USA - TSCA	Yes
Taiwan - TCSI	Yes
Mexico - INSQ	No (2,4,5,6-Tetrachloropyrimidine)
Vietnam - NCI	No (2,4,5,6-Tetrachloropyrimidine)
Russia - FBEPH	Yes
<b>Legend:</b>	Yes = All CAS declared ingredients are on the inventory No = One or more of the CAS listed ingredients are not on the inventory. These ingredients may be exempt or will require registration.

## SECTION 16 Other information

Revision Date	28/06/2023
Initial Date	28/06/2023

## SDS Version Summary

Version	Date of Update	Sections Updated
1.2	28/06/2023	CAS Number, Toxicological information - Chronic Health, Hazards identification - Classification, Disposal considerations - Disposal, Ecological Information - Environmental, First Aid measures - First Aid (skin), Composition / information on ingredients - Ingredients, Exposure controls / personal protection - Personal Protection (hands/feet), Identification of the substance / mixture and of the company / undertaking - Supplier Information, Identification of the substance / mixture and of the company / undertaking - Synonyms

## Other information

Classification of the preparation and its individual components has drawn on official and authoritative sources as well as independent review by the Chemwatch Classification committee using available literature references.

The SDS is a Hazard Communication tool and should be used to assist in the Risk Assessment. Many factors determine whether the reported Hazards are Risks in the workplace or other settings. Risks may be determined by reference to Exposures Scenarios. Scale of use, frequency of use and current or available engineering controls must be considered.

For detailed advice on Personal Protective Equipment, refer to the following EU CEN Standards:

EN 166 Personal eye-protection

EN 340 Protective clothing

EN 374 Protective gloves against chemicals and micro-organisms

EN 13832 Footwear protecting against chemicals

EN 133 Respiratory protective devices

## Definitions and abbreviations

PC - TWA: Permissible Concentration-Time Weighted Average

PC - STEL: Permissible Concentration-Short Term Exposure Limit

IARC: International Agency for Research on Cancer

ACGIH: American Conference of Governmental Industrial Hygienists

STEL: Short Term Exposure Limit

TEEL: Temporary Emergency Exposure Limit,

IDLH: Immediately Dangerous to Life or Health Concentrations

**2,4,5,6-Tetrachloropyrimidine**

ES: Exposure Standard  
 OSF: Odour Safety Factor  
 NOAEL :No Observed Adverse Effect Level  
 LOAEL: Lowest Observed Adverse Effect Level  
 TLV: Threshold Limit Value  
 LOD: Limit Of Detection  
 OTV: Odour Threshold Value  
 BCF: BioConcentration Factors  
 BEI: Biological Exposure Index  
 AIIC: Australian Inventory of Industrial Chemicals  
 DSL: Domestic Substances List  
 NDSL: Non-Domestic Substances List  
 IECSC: Inventory of Existing Chemical Substance in China  
 EINECS: European INventory of Existing Commercial chemical Substances  
 ELINCS: European List of Notified Chemical Substances  
 NLP: No-Longer Polymers  
 ENCS: Existing and New Chemical Substances Inventory  
 KECI: Korea Existing Chemicals Inventory  
 NZIoC: New Zealand Inventory of Chemicals  
 PICCS: Philippine Inventory of Chemicals and Chemical Substances  
 TSCA: Toxic Substances Control Act  
 TCSI: Taiwan Chemical Substance Inventory  
 INSQ: Inventario Nacional de Sustancias Químicas  
 NCI: National Chemical Inventory  
 FBEPH: Russian Register of Potentially Hazardous Chemical and Biological Substances

**Classification and procedure used to derive the classification for mixtures according to Regulation (EC) 1272/2008 [CLP]**

<b>Classification according to regulation (EC) No 1272/2008 [CLP] and amendments</b>	<b>Classification Procedure</b>
Hazardous to the Aquatic Environment Long-Term Hazard Category 2, H411	Calculation method
Acute Toxicity (Dermal) Category 4, H312	Expert judgement
Acute Toxicity (Inhalation) Category 4, H332	Expert judgement
Specific Target Organ Toxicity - Single Exposure (Respiratory Tract Irritation) Category 3 , H335	Expert judgement
Acute Toxicity (Oral) Category 4, H302	Expert judgement
Skin Corrosion/Irritation Category 2, H315	Expert judgement
Serious Eye Damage/Eye Irritation Category 2, H319	Expert judgement
Sensitisation (Skin) Category 1, H317	Calculation method