



# 9-Phenylanthracene

## Apollo Scientific

Chemwatch Hazard Alert Code: 2

Part Number: OR60162

Version No: 2.2

Safety Data Sheet

Issue Date: 10/07/2023

Print Date: 10/07/2023

S.GHS.GB-NIR.EN

### SECTION 1 Identification of the substance / mixture and of the company / undertaking

#### Product Identifier

Product name	9-Phenylanthracene
Chemical Name	9-phenylanthracene
Synonyms	Not Available
Proper shipping name	ENVIRONMENTALLY HAZARDOUS SUBSTANCE, SOLID, N.O.S.
Chemical formula	C20-H14
Other means of identification	Not Available
CAS number	602-55-1*

#### Relevant identified uses of the substance or mixture and uses advised against

Relevant identified uses	Not Available
--------------------------	---------------

#### Details of the manufacturer or supplier of the safety data sheet

Registered company name	Apollo Scientific	Apollo Scientific Ltd
Address	Whitefield Road, Bredbury SK62QR United Kingdom	Whitefield Road, Bredbury Cheshire SK6 2QR United Kingdom (NI)
Telephone	01614060505	+44(0) 161 406 0505
Fax	0161 406 0506	Not Available
Website	<a href="http://www.apolloscientific.co.uk/">http://www.apolloscientific.co.uk/</a>	<a href="http://apolloscientific.co.uk">apolloscientific.co.uk</a>
Email	sales@apolloscientific.co.uk	sales@apolloscientific.co.uk

#### Emergency telephone number

Association / Organisation	Not Available
Emergency telephone numbers	Not Available
Other emergency telephone numbers	Not Available

### SECTION 2 Hazards identification


#### Classification of the substance or mixture

Classification according to regulation (EC) No 1272/2008 [CLP] and	H400 - Hazardous to the Aquatic Environment Acute Hazard Category 1, H302 - Acute Toxicity (Oral) Category 4, H410 - Hazardous to the Aquatic Environment Long-Term Hazard Category 1
--	---

**9-Phenylanthracene**

<b>amendments</b> <sup>[1]</sup>	
<b>Legend:</b>	1. Classified by Chemwatch; 2. Classification drawn from Regulation (EU) No 1272/2008 - Annex VI

**Label elements**

<b>Hazard pictogram(s)</b>	
<b>Signal word</b>	<b>Warning</b>

**Hazard statement(s)**

<b>H302</b>	Harmful if swallowed.
<b>H410</b>	Very toxic to aquatic life with long lasting effects.

**Precautionary statement(s) Prevention**

<b>P264</b>	Wash all exposed external body areas thoroughly after handling.
<b>P270</b>	Do not eat, drink or smoke when using this product.
<b>P273</b>	Avoid release to the environment.

**Precautionary statement(s) Response**

<b>P391</b>	Collect spillage.
<b>P301+P312</b>	IF SWALLOWED: Call a POISON CENTER/doctor/physician/first aider if you feel unwell.
<b>P330</b>	Rinse mouth.

**Precautionary statement(s) Storage**

Not Applicable

**Precautionary statement(s) Disposal**

<b>P501</b>	Dispose of contents/container to authorised hazardous or special waste collection point in accordance with any local regulation.
-------------	--

**SECTION 3 Composition / information on ingredients**

**Substances**

CAS No	%[weight]	Name	Classification according to regulation (EC) No 1272/2008 [CLP] and amendments	SCL / M-Factor
602-55-1*	100	<u>9-Phenylanthracene</u>	Hazardous to the Aquatic Environment Acute Hazard Category 1, Acute Toxicity (Oral) Category 4, Hazardous to the Aquatic Environment Long-Term Hazard Category 1; H302, H410 <sup>[1]</sup>	Not Available

**Legend:** 1. Classified by Chemwatch; 2. Classification drawn from Regulation (EU) No 1272/2008 - Annex VI; 3. Classification drawn from C&L; \* EU IOELVs available; [e] Substance identified as having endocrine disrupting properties

**Mixtures**

See section above for composition of Substances

**SECTION 4 First aid measures**

**Description of first aid measures**

<b>Eye Contact</b>	<p>If this product comes in contact with the eyes:</p> <ul style="list-style-type: none"> <li>▶ Wash out immediately with fresh running water.</li> <li>▶ Ensure complete irrigation of the eye by keeping eyelids apart and away from eye and moving the eyelids by occasionally lifting the upper and lower lids.</li> <li>▶ Seek medical attention without delay; if pain persists or recurs seek medical attention.</li> <li>▶ Removal of contact lenses after an eye injury should only be undertaken by skilled personnel.</li> </ul>
<b>Skin Contact</b>	<p>If skin or hair contact occurs:</p> <ul style="list-style-type: none"> <li>▶ Flush skin and hair with running water (and soap if available).</li> <li>▶ Seek medical attention in event of irritation.</li> </ul>

## 9-Phenylanthracene

<b>Inhalation</b>	<ul style="list-style-type: none"> <li>▶ If fumes, aerosols or combustion products are inhaled remove from contaminated area.</li> <li>▶ Other measures are usually unnecessary.</li> </ul>
<b>Ingestion</b>	<ul style="list-style-type: none"> <li>▶ <b>IF SWALLOWED, REFER FOR MEDICAL ATTENTION, WHERE POSSIBLE, WITHOUT DELAY.</b></li> <li>▶ For advice, contact a Poisons Information Centre or a doctor.</li> <li>▶ Urgent hospital treatment is likely to be needed.</li> <li>▶ In the mean time, qualified first-aid personnel should treat the patient following observation and employing supportive measures as indicated by the patient's condition.</li> <li>▶ If the services of a medical officer or medical doctor are readily available, the patient should be placed in his/her care and a copy of the SDS should be provided. Further action will be the responsibility of the medical specialist.</li> <li>▶ If medical attention is not available on the worksite or surroundings send the patient to a hospital together with a copy of the SDS.</li> </ul> <p><b>Where medical attention is not immediately available or where the patient is more than 15 minutes from a hospital or unless instructed otherwise:</b></p> <ul style="list-style-type: none"> <li>▶ <b>INDUCE</b> vomiting with fingers down the back of the throat, <b>ONLY IF CONSCIOUS</b>. Lean patient forward or place on left side (head-down position, if possible) to maintain open airway and prevent aspiration.</li> </ul> <p><b>NOTE:</b> Wear a protective glove when inducing vomiting by mechanical means.</p>

**Indication of any immediate medical attention and special treatment needed**

As in all cases of suspected poisoning, follow the ABCDEs of emergency medicine (airway, breathing, circulation, disability, exposure), then the ABCDEs of toxicology (antidotes, basics, change absorption, change distribution, change elimination).

For poisons (where specific treatment regime is absent):

-----  
BASIC TREATMENT

- ▶ Establish a patent airway with suction where necessary.
- ▶ Watch for signs of respiratory insufficiency and assist ventilation as necessary.
- ▶ Administer oxygen by non-rebreather mask at 10 to 15 L/min.
- ▶ Monitor and treat, where necessary, for pulmonary oedema.
- ▶ Monitor and treat, where necessary, for shock.
- ▶ Anticipate seizures.
- ▶ **DO NOT** use emetics. Where ingestion is suspected rinse mouth and give up to 200 ml water (5 ml/kg recommended) for dilution where patient is able to swallow, has a strong gag reflex and does not drool.

-----  
ADVANCED TREATMENT

- ▶ Consider orotracheal or nasotracheal intubation for airway control in unconscious patient or where respiratory arrest has occurred.
- ▶ Positive-pressure ventilation using a bag-valve mask might be of use.
- ▶ Monitor and treat, where necessary, for arrhythmias.
- ▶ Start an IV D5W TKO. If signs of hypovolaemia are present use lactated Ringers solution. Fluid overload might create complications.
- ▶ Drug therapy should be considered for pulmonary oedema.
- ▶ Hypotension with signs of hypovolaemia requires the cautious administration of fluids. Fluid overload might create complications.
- ▶ Treat seizures with diazepam.
- ▶ Proparacaine hydrochloride should be used to assist eye irrigation.

BRONSTEIN, A.C. and CURRANCE, P.L.

EMERGENCY CARE FOR HAZARDOUS MATERIALS EXPOSURE: 2nd Ed. 1994

**SECTION 5 Firefighting measures****Extinguishing media**

- ▶ There is no restriction on the type of extinguisher which may be used.
- ▶ Use extinguishing media suitable for surrounding area.

**Special hazards arising from the substrate or mixture**

<b>Fire Incompatibility</b>	None known.
-----------------------------	-------------

**Advice for firefighters**

<b>Fire Fighting</b>	<ul style="list-style-type: none"> <li>▶ Alert Fire Brigade and tell them location and nature of hazard.</li> <li>▶ Wear breathing apparatus plus protective gloves in the event of a fire.</li> <li>▶ Prevent, by any means available, spillage from entering drains or water courses.</li> <li>▶ Use fire fighting procedures suitable for surrounding area.</li> <li>▶ <b>DO NOT</b> approach containers suspected to be hot.</li> <li>▶ Cool fire exposed containers with water spray from a protected location.</li> </ul>
----------------------	---

**9-Phenylanthracene**

	<ul style="list-style-type: none"> <li>▸ If safe to do so, remove containers from path of fire.</li> <li>▸ Equipment should be thoroughly decontaminated after use.</li> </ul>
<b>Fire/Explosion Hazard</b>	<ul style="list-style-type: none"> <li>▸ Non combustible.</li> <li>▸ Not considered a significant fire risk, however containers may burn.</li> </ul>

**SECTION 6 Accidental release measures**

**Personal precautions, protective equipment and emergency procedures**

See section 8

**Environmental precautions**

See section 12

**Methods and material for containment and cleaning up**

<b>Minor Spills</b>	<ul style="list-style-type: none"> <li>▸ Remove all ignition sources.</li> <li>▸ Clean up all spills immediately.</li> <li>▸ Avoid contact with skin and eyes.</li> <li>▸ Control personal contact with the substance, by using protective equipment.</li> <li>▸ Use dry clean up procedures and avoid generating dust.</li> <li>▸ Place in a suitable, labelled container for waste disposal.</li> </ul> <p>Environmental hazard - contain spillage.</p>
<b>Major Spills</b>	<p>Environmental hazard - contain spillage. Moderate hazard.</p> <ul style="list-style-type: none"> <li>▸ <b>CAUTION:</b> Advise personnel in area.</li> <li>▸ Alert Emergency Services and tell them location and nature of hazard.</li> <li>▸ Control personal contact by wearing protective clothing.</li> <li>▸ Prevent, by any means available, spillage from entering drains or water courses.</li> <li>▸ Recover product wherever possible.</li> <li>▸ <b>IF DRY:</b> Use dry clean up procedures and avoid generating dust. Collect residues and place in sealed plastic bags or other containers for disposal. <b>IF WET:</b> Vacuum/shovel up and place in labelled containers for disposal.</li> <li>▸ <b>ALWAYS:</b> Wash area down with large amounts of water and prevent runoff into drains.</li> <li>▸ If contamination of drains or waterways occurs, advise Emergency Services.</li> </ul>

Personal Protective Equipment advice is contained in Section 8 of the SDS.

**SECTION 7 Handling and storage**

**Precautions for safe handling**

<b>Safe handling</b>	<ul style="list-style-type: none"> <li>▸ Avoid all personal contact, including inhalation.</li> <li>▸ Wear protective clothing when risk of exposure occurs.</li> <li>▸ Use in a well-ventilated area.</li> <li>▸ Prevent concentration in hollows and sumps.</li> <li>▸ <b>DO NOT enter confined spaces until atmosphere has been checked.</b></li> <li>▸ <b>DO NOT allow material to contact humans, exposed food or food utensils.</b></li> <li>▸ Avoid contact with incompatible materials.</li> <li>▸ <b>When handling, DO NOT eat, drink or smoke.</b></li> <li>▸ Keep containers securely sealed when not in use.</li> <li>▸ Avoid physical damage to containers.</li> <li>▸ Always wash hands with soap and water after handling.</li> <li>▸ Work clothes should be laundered separately. Launder contaminated clothing before re-use.</li> <li>▸ Use good occupational work practice.</li> <li>▸ Observe manufacturer's storage and handling recommendations contained within this SDS.</li> <li>▸ Atmosphere should be regularly checked against established exposure standards to ensure safe working conditions are maintained.</li> </ul>
<b>Other information</b>	<ul style="list-style-type: none"> <li>▸ Store in original containers.</li> <li>▸ Keep containers securely sealed.</li> <li>▸ Store in a cool, dry area protected from environmental extremes.</li> <li>▸ Store away from incompatible materials and foodstuff containers.</li> <li>▸ Protect containers against physical damage and check regularly for leaks.</li> <li>▸ Observe manufacturer's storage and handling recommendations contained within this SDS.</li> </ul> <p>For major quantities:</p> <ul style="list-style-type: none"> <li>▸ Consider storage in bunded areas - ensure storage areas are isolated from sources of community water (including stormwater, ground water, lakes and streams).</li> </ul>

## 9-Phenylanthracene

- ▶ Ensure that accidental discharge to air or water is the subject of a contingency disaster management plan; this may require consultation with local authorities.

## Conditions for safe storage, including any incompatibilities

<b>Suitable container</b>	<ul style="list-style-type: none"> <li>▶ Polyethylene or polypropylene container.</li> <li>▶ Check all containers are clearly labelled and free from leaks.</li> </ul>
<b>Storage incompatibility</b>	<p>Avoid contamination of water, foodstuffs, feed or seed.</p> <p>None known</p> <ul style="list-style-type: none"> <li>▶ Light sensitive</li> </ul>

## SECTION 8 Exposure controls / personal protection

## Control parameters

## Occupational Exposure Limits (OEL)

## INGREDIENT DATA

Not Available

## Emergency Limits

Ingredient	TEEL-1	TEEL-2	TEEL-3
9-Phenylanthracene	Not Available	Not Available	Not Available

Ingredient	Original IDLH	Revised IDLH
9-Phenylanthracene	Not Available	Not Available

## Occupational Exposure Banding

Ingredient	Occupational Exposure Band Rating	Occupational Exposure Band Limit
9-Phenylanthracene	E	≤ 0.01 mg/m <sup>3</sup>

## Notes:

Occupational exposure banding is a process of assigning chemicals into specific categories or bands based on a chemical's potency and the adverse health outcomes associated with exposure. The output of this process is an occupational exposure band (OEB), which corresponds to a range of exposure concentrations that are expected to protect worker health.

## Exposure controls

<b>Appropriate engineering controls</b>	<p>Engineering controls are used to remove a hazard or place a barrier between the worker and the hazard. Well-designed engineering controls can be highly effective in protecting workers and will typically be independent of worker interactions to provide this high level of protection.</p> <p>The basic types of engineering controls are:</p> <p>Process controls which involve changing the way a job activity or process is done to reduce the risk.</p> <p>Enclosure and/or isolation of emission source which keeps a selected hazard "physically" away from the worker and ventilation that strategically "adds" and "removes" air in the work environment. Ventilation can remove or dilute an air contaminant if designed properly. The design of a ventilation system must match the particular process and chemical or contaminant in use. Employers may need to use multiple types of controls to prevent employee overexposure.</p> <ul style="list-style-type: none"> <li>▶ Local exhaust ventilation is required where solids are handled as powders or crystals; even when particulates are relatively large, a certain proportion will be powdered by mutual friction.</li> <li>▶ If in spite of local exhaust an adverse concentration of the substance in air could occur, respiratory protection should be considered.</li> </ul> <p>Such protection might consist of:</p> <p>(a): particle dust respirators, if necessary, combined with an absorption cartridge;</p> <p>(b): filter respirators with absorption cartridge or canister of the right type;</p> <p>(c): fresh-air hoods or masks.</p> <p>Air contaminants generated in the workplace possess varying "escape" velocities which, in turn, determine the "capture velocities" of fresh circulating air required to effectively remove the contaminant.</p>					
	<table border="1"> <thead> <tr> <th>Type of Contaminant:</th> <th>Air Speed:</th> </tr> </thead> <tbody> <tr> <td>direct spray, spray painting in shallow booths, drum filling, conveyer loading, crusher dusts, gas discharge (active generation into zone of rapid air motion)</td> <td>1-2.5 m/s (200-500 f/min.)</td> </tr> <tr> <td>grinding, abrasive blasting, tumbling, high speed wheel generated dusts (released at high initial velocity into zone of very high rapid air motion).</td> <td>2.5-10 m/s (500-2000 f/min.)</td> </tr> </tbody> </table> <p>Within each range the appropriate value depends on:</p>	Type of Contaminant:	Air Speed:	direct spray, spray painting in shallow booths, drum filling, conveyer loading, crusher dusts, gas discharge (active generation into zone of rapid air motion)	1-2.5 m/s (200-500 f/min.)	grinding, abrasive blasting, tumbling, high speed wheel generated dusts (released at high initial velocity into zone of very high rapid air motion).
Type of Contaminant:	Air Speed:					
direct spray, spray painting in shallow booths, drum filling, conveyer loading, crusher dusts, gas discharge (active generation into zone of rapid air motion)	1-2.5 m/s (200-500 f/min.)					
grinding, abrasive blasting, tumbling, high speed wheel generated dusts (released at high initial velocity into zone of very high rapid air motion).	2.5-10 m/s (500-2000 f/min.)					

## 9-Phenylanthracene

Lower end of the range	Upper end of the range
1: Room air currents minimal or favourable to capture	1: Disturbing room air currents
2: Contaminants of low toxicity or of nuisance value only.	2: Contaminants of high toxicity
3: Intermittent, low production.	3: High production, heavy use
4: Large hood or large air mass in motion	4: Small hood-local control only

Simple theory shows that air velocity falls rapidly with distance away from the opening of a simple extraction pipe. Velocity generally decreases with the square of distance from the extraction point (in simple cases). Therefore the air speed at the extraction point should be adjusted, accordingly, after reference to distance from the contaminating source. The air velocity at the extraction fan, for example, should be a minimum of 4-10 m/s (800-2000 f/min) for extraction of crusher dusts generated 2 metres distant from the extraction point. Other mechanical considerations, producing performance deficits within the extraction apparatus, make it essential that theoretical air velocities are multiplied by factors of 10 or more when extraction systems are installed or used.

**Individual protection measures, such as personal protective equipment**



**Eye and face protection**

- Safety glasses with side shields
- Chemical goggles. [AS/NZS 1337.1, EN166 or national equivalent]
- Contact lenses may pose a special hazard; soft contact lenses may absorb and concentrate irritants. A written policy document, describing the wearing of lenses or restrictions on use, should be created for each workplace or task. This should include a review of lens absorption and adsorption for the class of chemicals in use and an account of injury experience. Medical and first-aid personnel should be trained in their removal and suitable equipment should be readily available. In the event of chemical exposure, begin eye irrigation immediately and remove contact lens as soon as practicable. Lens should be removed at the first signs of eye redness or irritation - lens should be removed in a clean environment only after workers have washed hands thoroughly. [CDC NIOSH Current Intelligence Bulletin 59].

**Skin protection**

See Hand protection below

**Hands/feet protection**

The selection of suitable gloves does not only depend on the material, but also on further marks of quality which vary from manufacturer to manufacturer. Where the chemical is a preparation of several substances, the resistance of the glove material can not be calculated in advance and has therefore to be checked prior to the application.

The exact break through time for substances has to be obtained from the manufacturer of the protective gloves and has to be observed when making a final choice.

Personal hygiene is a key element of effective hand care. Gloves must only be worn on clean hands. After using gloves, hands should be washed and dried thoroughly. Application of a non-perfumed moisturiser is recommended.

Suitability and durability of glove type is dependent on usage. Important factors in the selection of gloves include:

- frequency and duration of contact,
- chemical resistance of glove material,
- glove thickness and
- dexterity

Select gloves tested to a relevant standard (e.g. Europe EN 374, US F739, AS/NZS 2161.1 or national equivalent).

- When prolonged or frequently repeated contact may occur, a glove with a protection class of 5 or higher (breakthrough time greater than 240 minutes according to EN 374, AS/NZS 2161.10.1 or national equivalent) is recommended.
- When only brief contact is expected, a glove with a protection class of 3 or higher (breakthrough time greater than 60 minutes according to EN 374, AS/NZS 2161.10.1 or national equivalent) is recommended.
- Some glove polymer types are less affected by movement and this should be taken into account when considering gloves for long-term use.
- Contaminated gloves should be replaced.

As defined in ASTM F-739-96 in any application, gloves are rated as:

- Excellent when breakthrough time > 480 min
- Good when breakthrough time > 20 min
- Fair when breakthrough time < 20 min
- Poor when glove material degrades

For general applications, gloves with a thickness typically greater than 0.35 mm, are recommended.

It should be emphasised that glove thickness is not necessarily a good predictor of glove resistance to a specific chemical, as the permeation efficiency of the glove will be dependent on the exact composition of the glove material. Therefore, glove selection should also be based on consideration of the task requirements and knowledge of breakthrough times.

Glove thickness may also vary depending on the glove manufacturer, the glove type and the glove model. Therefore, the manufacturers technical data should always be taken into account to ensure selection of the most appropriate glove for the task. Note: Depending on the activity being conducted, gloves of varying thickness may be required for specific tasks. For example:

- Thinner gloves (down to 0.1 mm or less) may be required where a high degree of manual dexterity is needed. However, these gloves are only likely to give short duration protection and would normally be just for single use applications, then disposed of.
- Thicker gloves (up to 3 mm or more) may be required where there is a mechanical (as well as a chemical) risk i.e. where there is abrasion or puncture potential

Gloves must only be worn on clean hands. After using gloves, hands should be washed and dried thoroughly. Application of a non-perfumed moisturiser is recommended.

## 9-Phenylanthracene

	<p>Experience indicates that the following polymers are suitable as glove materials for protection against undissolved, dry solids, where abrasive particles are not present.</p> <ul style="list-style-type: none"> <li>▸ polychloroprene.</li> <li>▸ nitrile rubber.</li> <li>▸ butyl rubber.</li> <li>▸ fluorocautchouc.</li> <li>▸ polyvinyl chloride.</li> </ul> <p>Gloves should be examined for wear and/ or degradation constantly.</p>
<b>Body protection</b>	See Other protection below
<b>Other protection</b>	<ul style="list-style-type: none"> <li>▸ Overalls.</li> <li>▸ P.V.C apron.</li> <li>▸ Barrier cream.</li> <li>▸ Skin cleansing cream.</li> <li>▸ Eye wash unit.</li> </ul>

## Respiratory protection

Type -P Filter of sufficient capacity. (AS/NZS 1716 & 1715, EN 143:2000 & 149:2001, ANSI Z88 or national equivalent)

Required Minimum Protection Factor	Half-Face Respirator	Full-Face Respirator	Powered Air Respirator
up to 10 x ES	P1 Air-line*	- -	PAPR-P1 -
up to 50 x ES	Air-line**	P2	PAPR-P2
up to 100 x ES	-	P3	-
		Air-line*	-
100+ x ES	-	Air-line**	PAPR-P3

\* - Negative pressure demand \*\* - Continuous flow

A(All classes) = Organic vapours, B AUS or B1 = Acid gasses, B2 = Acid gas or hydrogen cyanide(HCN), B3 = Acid gas or hydrogen cyanide(HCN), E = Sulfur dioxide(SO<sub>2</sub>), G = Agricultural chemicals, K = Ammonia(NH<sub>3</sub>), Hg = Mercury, NO = Oxides of nitrogen, MB = Methyl bromide, AX = Low boiling point organic compounds(below 65 degC)

- Respirators may be necessary when engineering and administrative controls do not adequately prevent exposures.
- The decision to use respiratory protection should be based on professional judgment that takes into account toxicity information, exposure measurement data, and frequency and likelihood of the worker's exposure - ensure users are not subject to high thermal loads which may result in heat stress or distress due to personal protective equipment (powered, positive flow, full face apparatus may be an option).
- Published occupational exposure limits, where they exist, will assist in determining the adequacy of the selected respiratory protection. These may be government mandated or vendor recommended.
- Certified respirators will be useful for protecting workers from inhalation of particulates when properly selected and fit tested as part of a complete respiratory protection program.
- Where protection from nuisance levels of dusts are desired, use type N95 (US) or type P1 (EN143) dust masks. Use respirators and components tested and approved under appropriate government standards such as NIOSH (US) or CEN (EU)
- Use approved positive flow mask if significant quantities of dust becomes airborne.
- Try to avoid creating dust conditions.

## SECTION 9 Physical and chemical properties

## Information on basic physical and chemical properties

<b>Appearance</b>	Not Available		
<b>Physical state</b>	Solid	<b>Relative density (Water = 1)</b>	Not Available
<b>Odour</b>	Not Available	<b>Partition coefficient n-octanol / water</b>	Not Available
<b>Odour threshold</b>	Not Available	<b>Auto-ignition temperature (°C)</b>	Not Available
<b>pH (as supplied)</b>	Not Available	<b>Decomposition temperature (°C)</b>	Not Available
<b>Melting point / freezing point (°C)</b>	153-155	<b>Viscosity (cSt)</b>	Not Available
<b>Initial boiling point and boiling range (°C)</b>	417	<b>Molecular weight (g/mol)</b>	Not Available
<b>Flash point (°C)</b>	Not Available	<b>Taste</b>	Not Available

## 9-Phenylanthracene

<b>Evaporation rate</b>	Not Available	<b>Explosive properties</b>	Not Available
<b>Flammability</b>	Not Available	<b>Oxidising properties</b>	Not Available
<b>Upper Explosive Limit (%)</b>	Not Available	<b>Surface Tension (dyn/cm or mN/m)</b>	Not Applicable
<b>Lower Explosive Limit (%)</b>	Not Available	<b>Volatile Component (%vol)</b>	Not Available
<b>Vapour pressure (kPa)</b>	Not Available	<b>Gas group</b>	Not Available
<b>Solubility in water</b>	Not Available	<b>pH as a solution (1%)</b>	Not Available
<b>Vapour density (Air = 1)</b>	Not Available	<b>VOC g/L</b>	Not Available

## SECTION 10 Stability and reactivity

<b>Reactivity</b>	See section 7
<b>Chemical stability</b>	<ul style="list-style-type: none"> <li>▶ Unstable in the presence of incompatible materials.</li> <li>▶ Product is considered stable.</li> <li>▶ Hazardous polymerisation will not occur.</li> </ul>
<b>Possibility of hazardous reactions</b>	See section 7
<b>Conditions to avoid</b>	See section 7
<b>Incompatible materials</b>	See section 7
<b>Hazardous decomposition products</b>	See section 5

## SECTION 11 Toxicological information

## Information on toxicological effects

<b>Inhaled</b>	The material is not thought to produce either adverse health effects or irritation of the respiratory tract following inhalation (as classified by EC Directives using animal models). Nevertheless, adverse systemic effects have been produced following exposure of animals by at least one other route and good hygiene practice requires that exposure be kept to a minimum and that suitable control measures be used in an occupational setting.
<b>Ingestion</b>	Accidental ingestion of the material may be harmful; animal experiments indicate that ingestion of less than 150 gram may be fatal or may produce serious damage to the health of the individual.
<b>Skin Contact</b>	<p>Skin contact is not thought to produce harmful health effects (as classified under EC Directives using animal models). Systemic harm, however, has been identified following exposure of animals by at least one other route and the material may still produce health damage following entry through wounds, lesions or abrasions.</p> <p>Open cuts, abraded or irritated skin should not be exposed to this material</p> <p>Entry into the blood-stream, through, for example, cuts, abrasions or lesions, may produce systemic injury with harmful effects. Examine the skin prior to the use of the material and ensure that any external damage is suitably protected.</p>
<b>Eye</b>	Although the material is not thought to be an irritant (as classified by EC Directives), direct contact with the eye may cause transient discomfort characterised by tearing or conjunctival redness (as with windburn). Slight abrasive damage may also result.
<b>Chronic</b>	Long-term exposure to the product is not thought to produce chronic effects adverse to the health (as classified by EC Directives using animal models); nevertheless exposure by all routes should be minimised as a matter of course.
<b>Legend:</b>	1. Value obtained from Europe ECHA Registered Substances - Acute toxicity 2. Value obtained from manufacturer's SDS. Unless otherwise specified data extracted from RTECS - Register of Toxic Effect of chemical Substances

<b>Acute Toxicity</b>	✓	<b>Carcinogenicity</b>	✗
<b>Skin Irritation/Corrosion</b>	✗	<b>Reproductivity</b>	✗
<b>Serious Eye Damage/Irritation</b>	✗	<b>STOT - Single Exposure</b>	✗
<b>Respiratory or Skin sensitisation</b>	✗	<b>STOT - Repeated Exposure</b>	✗



## 9-Phenylanthracene

Mutagenicity ✘

Aspiration Hazard ✘

**Legend:** ✘ – Data either not available or does not fill the criteria for classification  
 ✔ – Data available to make classification

## SECTION 12 Ecological information

## Toxicity

**Legend:** Extracted from 1. IUCLID Toxicity Data 2. Europe ECHA Registered Substances - Ecotoxicological Information - Aquatic Toxicity 4. US EPA, Ecotox database - Aquatic Toxicity Data 5. ECETOC Aquatic Hazard Assessment Data 6. NITE (Japan) - Bioconcentration Data 7. METI (Japan) - Bioconcentration Data 8. Vendor Data

Toxic to aquatic organisms, may cause long-term adverse effects in the aquatic environment.

Do NOT allow product to come in contact with surface waters or to intertidal areas below the mean high water mark. Do not contaminate water when cleaning equipment or disposing of equipment wash-waters.

Wastes resulting from use of the product must be disposed of on site or at approved waste sites.

**DO NOT discharge into sewer or waterways.**

## Persistence and degradability

Ingredient	Persistence: Water/Soil	Persistence: Air
9-Phenylanthracene	HIGH	HIGH

## Bioaccumulative potential

Ingredient	Bioaccumulation
9-Phenylanthracene	HIGH (LogKOW = 6.01)

## Mobility in soil

Ingredient	Mobility
9-Phenylanthracene	LOW (KOC = 803100)



## SECTION 13 Disposal considerations

## Waste treatment methods

<b>Product / Packaging disposal</b>	<ul style="list-style-type: none"> <li>▶ Containers may still present a chemical hazard/ danger when empty.</li> <li>▶ Return to supplier for reuse/ recycling if possible.</li> </ul> <p>Otherwise:</p> <ul style="list-style-type: none"> <li>▶ If container can not be cleaned sufficiently well to ensure that residuals do not remain or if the container cannot be used to store the same product, then puncture containers, to prevent re-use, and bury at an authorised landfill.</li> <li>▶ Where possible retain label warnings and SDS and observe all notices pertaining to the product.</li> <li>▶ Recycle wherever possible or consult manufacturer for recycling options.</li> <li>▶ Consult State Land Waste Management Authority for disposal.</li> <li>▶ Bury residue in an authorised landfill.</li> <li>▶ Recycle containers if possible, or dispose of in an authorised landfill.</li> </ul>
-------------------------------------	---

## SECTION 14 Transport information

## Labels Required

	
Marine Pollutant	

## Land transport (ADR-RID)

## 9-Phenylanthracene

<b>UN number or ID number</b>	3077	
<b>UN proper shipping name</b>	ENVIRONMENTALLY HAZARDOUS SUBSTANCE, SOLID, N.O.S.	
<b>Transport hazard class(es)</b>	Class	9
	Subsidiary risk	Not Applicable
<b>Packing group</b>	III	
<b>Environmental hazard</b>	Environmentally hazardous	
<b>Special precautions for user</b>	Hazard identification (Kemler)	90
	Classification code	M7
	Hazard Label	9
	Special provisions	274 335 375 601
	Limited quantity	5 kg
	Tunnel Restriction Code	3 (-)

## Air transport (ICAO-IATA / DGR)

<b>UN number</b>	3077	
<b>UN proper shipping name</b>	Environmentally hazardous substance, solid, n.o.s.	
<b>Transport hazard class(es)</b>	ICAO/IATA Class	9
	ICAO / IATA Subrisk	Not Applicable
	ERG Code	9L
<b>Packing group</b>	III	
<b>Environmental hazard</b>	Environmentally hazardous	
<b>Special precautions for user</b>	Special provisions	A97 A158 A179 A197 A215
	Cargo Only Packing Instructions	956
	Cargo Only Maximum Qty / Pack	400 kg
	Passenger and Cargo Packing Instructions	956
	Passenger and Cargo Maximum Qty / Pack	400 kg
	Passenger and Cargo Limited Quantity Packing Instructions	Y956
	Passenger and Cargo Limited Maximum Qty / Pack	30 kg G

## Sea transport (IMDG-Code / GGVSee)

<b>UN number</b>	3077	
<b>UN proper shipping name</b>	ENVIRONMENTALLY HAZARDOUS SUBSTANCE, SOLID, N.O.S.	
<b>Transport hazard class(es)</b>	IMDG Class	9
	IMDG Subrisk	Not Applicable
<b>Packing group</b>	III	
<b>Environmental hazard</b>	Marine Pollutant	
<b>Special precautions for user</b>	EMS Number	F-A, S-F
	Special provisions	274 335 966 967 969
	Limited Quantities	5 kg

## Inland waterways transport (ADN)

<b>UN number</b>	3077	
<b>UN proper shipping name</b>	ENVIRONMENTALLY HAZARDOUS SUBSTANCE, SOLID, N.O.S.	
<b>Transport hazard class(es)</b>	9	Not Applicable
<b>Packing group</b>	III	
<b>Environmental hazard</b>	Environmentally hazardous	

## 9-Phenylanthracene

Special precautions for user	Classification code	M7
	Special provisions	274; 335; 375; 601
	Limited quantity	5 kg
	Equipment required	PP, A***
	Fire cones number	0

## Transport in bulk according to Annex II of MARPOL and the IBC code

Product name	Pollution Category	Ship Type
Poly(2+)cyclic aromatics	X	1

## Transport in bulk in accordance with MARPOL Annex V and the IMSBC Code

Product name	Group
9-Phenylanthracene	Not Available

## Transport in bulk in accordance with the IGC Code

Product name	Ship Type
9-Phenylanthracene	Not Available

## SECTION 15 Regulatory information

## Safety, health and environmental regulations / legislation specific for the substance or mixture

## 9-Phenylanthracene is found on the following regulatory lists

## Europe EC Inventory

European Union - European Inventory of Existing Commercial Chemical Substances (EINECS)

International WHO List of Proposed Occupational Exposure Limit (OEL) Values for Manufactured Nanomaterials (MNMS)

## National Inventory Status

National Inventory	Status
Australia - AIIC / Australia Non-Industrial Use	No (9-Phenylanthracene)
Canada - DSL	No (9-Phenylanthracene)
Canada - NDSL	No (9-Phenylanthracene)
China - IECSC	No (9-Phenylanthracene)
Europe - EINEC / ELINCS / NLP	Yes
Japan - ENCS	No (9-Phenylanthracene)
Korea - KECI	No (9-Phenylanthracene)
New Zealand - NZIoC	No (9-Phenylanthracene)
Philippines - PICCS	No (9-Phenylanthracene)
USA - TSCA	No (9-Phenylanthracene)
Taiwan - TCSI	Yes
Mexico - INSQ	No (9-Phenylanthracene)
Vietnam - NCI	Yes
Russia - FBEPH	No (9-Phenylanthracene)
<b>Legend:</b>	Yes = All CAS declared ingredients are on the inventory No = One or more of the CAS listed ingredients are not on the inventory. These ingredients may be exempt or will require registration.

## SECTION 16 Other information

Revision Date	10/07/2023
Initial Date	10/07/2023

**9-Phenylanthracene****SDS Version Summary**

Version	Date of Update	Sections Updated
1.2	10/07/2023	Toxicological information - Acute Health (inhaled), Toxicological information - Acute Health (skin), Toxicological information - Acute Health (swallowed), First Aid measures - Advice to Doctor, Physical and chemical properties - Appearance, CAS Number, Hazards identification - Classification, Disposal considerations - Disposal, Ecological Information - Environmental, First Aid measures - First Aid (eye), First Aid measures - First Aid (swallowed), Handling and storage - Handling Procedure, Composition / information on ingredients - Ingredients, Korean MSDS Number, Exposure controls / personal protection - Personal Protection (other), Accidental release measures - Spills (major), Accidental release measures - Spills (minor), Handling and storage - Storage (storage incompatibility), Handling and storage - Storage (suitable container), Identification of the substance / mixture and of the company / undertaking - Supplier Information, Identification of the substance / mixture and of the company / undertaking - Synonyms

**Other information**

Classification of the preparation and its individual components has drawn on official and authoritative sources as well as independent review by the Chemwatch Classification committee using available literature references.

The SDS is a Hazard Communication tool and should be used to assist in the Risk Assessment. Many factors determine whether the reported Hazards are Risks in the workplace or other settings. Risks may be determined by reference to Exposures Scenarios. Scale of use, frequency of use and current or available engineering controls must be considered.

For detailed advice on Personal Protective Equipment, refer to the following EU CEN Standards:

EN 166 Personal eye-protection

EN 340 Protective clothing

EN 374 Protective gloves against chemicals and micro-organisms

EN 13832 Footwear protecting against chemicals

EN 133 Respiratory protective devices

**Definitions and abbreviations**

PC - TWA: Permissible Concentration-Time Weighted Average

PC - STEL: Permissible Concentration-Short Term Exposure Limit

IARC: International Agency for Research on Cancer

ACGIH: American Conference of Governmental Industrial Hygienists

STEL: Short Term Exposure Limit

TEEL: Temporary Emergency Exposure Limit,

IDLH: Immediately Dangerous to Life or Health Concentrations

ES: Exposure Standard

OSF: Odour Safety Factor

NOAEL :No Observed Adverse Effect Level

LOAEL: Lowest Observed Adverse Effect Level

TLV: Threshold Limit Value

LOD: Limit Of Detection

OTV: Odour Threshold Value

BCF: BioConcentration Factors

BEI: Biological Exposure Index

AiIC: Australian Inventory of Industrial Chemicals

DSL: Domestic Substances List

NDSL: Non-Domestic Substances List

IECSC: Inventory of Existing Chemical Substance in China

EINECS: European INventory of Existing Commercial chemical Substances

ELINCS: European List of Notified Chemical Substances

NLP: No-Longer Polymers

ENCS: Existing and New Chemical Substances Inventory

KECI: Korea Existing Chemicals Inventory

NZIoC: New Zealand Inventory of Chemicals

PICCS: Philippine Inventory of Chemicals and Chemical Substances

TSCA: Toxic Substances Control Act

TCSI: Taiwan Chemical Substance Inventory

INSQ: Inventario Nacional de Sustancias Químicas

NCI: National Chemical Inventory

FBEPH: Russian Register of Potentially Hazardous Chemical and Biological Substances

**Classification and procedure used to derive the classification for mixtures according to Regulation (EC) 1272/2008 [CLP]**

**Classification according to regulation (EC) No 1272/2008 [CLP] and amendments**

**Classification Procedure**

**9-Phenylanthracene**

<b>Classification according to regulation (EC) No 1272/2008 [CLP] and amendments</b>	<b>Classification Procedure</b>
Hazardous to the Aquatic Environment Acute Hazard Category 1, H400	Expert judgement
Acute Toxicity (Oral) Category 4, H302	On basis of test data
Hazardous to the Aquatic Environment Long-Term Hazard Category 1, H410	Expert judgement

Powered by AuthorITe, from Chemwatch.