

## (2E)-But-2-ene

### Apollo Scientific

Chemwatch Hazard Alert Code: 4

Part Number: OR4472

Version No: 1.1

Safety Data Sheet (Conforms to Annex II of REACH (1907/2006) - Regulation 2020/878)

Issue Date: 22/06/2022

Print Date: 01/08/2023

S.REACH.GBR.EN

## SECTION 1 Identification of the substance / mixture and of the company / undertaking

### 1.1. Product Identifier

Product name	(2E)-But-2-ene
Chemical Name	Not Applicable
Synonyms	Not Available
Proper shipping name	BUTYLENE
Chemical formula	Not Applicable
Other means of identification	Not Available

### 1.2. Relevant identified uses of the substance or mixture and uses advised against

Relevant identified uses	Not Available
Uses advised against	No specific uses advised against are identified.

### 1.3. Details of the manufacturer or supplier of the safety data sheet

Registered company name	Apollo Scientific
Address	Whitefield Road, Bredbury SK62QR United Kingdom
Telephone	01614060505
Fax	0161 406 0506
Website	<a href="http://www.apolloscientific.co.uk/">http://www.apolloscientific.co.uk/</a>
Email	sales@apolloscientific.co.uk

### 1.4. Emergency telephone number



Association / Organisation	Not Available
Emergency telephone numbers	Not Available
Other emergency telephone numbers	Not Available

## SECTION 2 Hazards identification

### 2.1. Classification of the substance or mixture

Classification according to regulation (EC) No 1272/2008 [CLP] and amendments [1]	H280 - Gases Under Pressure, H220 - Flammable Gases Category 1A
Legend:	1. Classified by Chemwatch; 2. Classification drawn from Regulation (EU) No 1272/2008 - Annex VI

## 2.2. Label elements

Hazard pictogram(s)	 
---------------------	---

Signal word	<b>Danger</b>
-------------	---------------

### Hazard statement(s)

<b>H280</b>	Contains gas under pressure; may explode if heated.
<b>H220</b>	Extremely flammable gas.

### Supplementary statement(s)

<b>EUH044</b>	Risk of explosion if heated under confinement.
---------------	--

### Precautionary statement(s) Prevention

<b>P210</b>	Keep away from heat, hot surfaces, sparks, open flames and other ignition sources. No smoking.
-------------	--

### Precautionary statement(s) Response

<b>P377</b>	Leaking gas fire: Do not extinguish, unless leak can be stopped safely.
<b>P381</b>	In case of leakage, eliminate all ignition sources.

### Precautionary statement(s) Storage

<b>P410+P403</b>	Protect from sunlight. Store in a well-ventilated place.
------------------	--

### Precautionary statement(s) Disposal

Not Applicable

## 2.3. Other hazards

REACH - Art.57-59: The mixture does not contain Substances of Very High Concern (SVHC) at the SDS print date.

## SECTION 3 Composition / information on ingredients

### 3.1. Substances

See 'Composition on ingredients' in Section 3.2

### 3.2. Mixtures

1. CAS No 2. EC No 3. Index No 4. REACH No	%[weight]	Name	Classification according to regulation (EC) No 1272/2008 [CLP] and amendments	SCL / M-Factor	Nanoform Particle Characteristics
Not Available	100	(2E)-But-2-ene	Not Applicable	Not Applicable	Not Available

**Legend:** 1. Classified by Chemwatch; 2. Classification drawn from Regulation (EU) No 1272/2008 - Annex VI; 3. Classification drawn from C&L; \* EU IOELVs available; [e] Substance identified as having endocrine disrupting properties

## SECTION 4 First aid measures

### 4.1. Description of first aid measures

<b>Eye Contact</b>	<p>If this product comes in contact with eyes:</p> <ul style="list-style-type: none"> <li>▶ Wash out immediately with water.</li> <li>▶ If irritation continues, seek medical attention.</li> <li>▶ Removal of contact lenses after an eye injury should only be undertaken by skilled personnel.</li> </ul>
<b>Skin Contact</b>	<p>If skin or hair contact occurs:</p> <ul style="list-style-type: none"> <li>▶ Flush skin and hair with running water (and soap if available).</li> <li>▶ Seek medical attention in event of irritation.</li> </ul>

<b>Inhalation</b>	<ul style="list-style-type: none"> <li>▸ If fumes, aerosols or combustion products are inhaled remove from contaminated area.</li> <li>▸ Other measures are usually unnecessary.</li> </ul>
<b>Ingestion</b>	<ul style="list-style-type: none"> <li>▸ Immediately give a glass of water.</li> <li>▸ First aid is not generally required. If in doubt, contact a Poisons Information Centre or a doctor.</li> </ul>

#### 4.2 Most important symptoms and effects, both acute and delayed

See Section 11

#### 4.3. Indication of any immediate medical attention and special treatment needed

Treat symptomatically.

### SECTION 5 Firefighting measures

#### 5.1. Extinguishing media

For **SMALL FIRES**:

Dry chemical, CO<sub>2</sub>, water spray or foam.

For **LARGE FIRES**:

Water-spray, fog or foam.

#### 5.2. Special hazards arising from the substrate or mixture

<b>Fire Incompatibility</b>	None known.
-----------------------------	-------------

#### 5.3. Advice for firefighters

<b>Fire Fighting</b>	<ul style="list-style-type: none"> <li>▸ Alert Fire Brigade and tell them location and nature of hazard.</li> <li>▸ Wear breathing apparatus plus protective gloves.</li> <li>▸ Prevent, by any means available, spillage from entering drains or water course.</li> <li>▸ Fight fire from a safe distance, with adequate cover.</li> <li>▸ If safe, switch off electrical equipment until vapour fire hazard removed.</li> <li>▸ Use water delivered as a fine spray to control fire and cool adjacent area.</li> <li>▸ Avoid spraying water onto liquid pools.</li> <li>▸ <b>DO NOT approach containers suspected to be hot.</b></li> <li>▸ Cool fire exposed containers with water spray from a protected location.</li> <li>▸ If safe to do so, remove containers from path of fire.</li> </ul>
<b>Fire/Explosion Hazard</b>	<ul style="list-style-type: none"> <li>▸ Flammable solid which burns and propagates flame easily, even when partly wetted with water.</li> <li>▸ Any source of ignition, i.e. friction, heat, sparks or flame, may cause fire or explosion.</li> <li>▸ May burn fiercely</li> <li>▸ May form explosive mixtures with air.</li> <li>▸ May <b>REIGNITE</b> after fire is extinguished.</li> <li>▸ Containers may explode on heating.</li> <li>▸ Solids may melt and flow when heated or involved in a fire.</li> <li>▸ Runoff may pollute waterways.</li> <li>▸ Avoid generating dust, particularly clouds of dust in a confined or unventilated space as dusts may form an explosive mixture with air. Dust clouds generated by the fine grinding of the solid are a particular hazard; accumulations of fine dust may burn rapidly and fiercely if ignited.</li> <li>▸ Dry dust can be charged electrostatically by turbulence, pneumatic transport, pouring, in exhaust ducts and during transport, thereby providing a source of ignition.</li> <li>▸ Decomposition products may be irritating, poisonous or corrosive.</li> </ul> <p><b>Contains low boiling substance:</b> Closed containers may rupture due to pressure buildup under fire conditions.</p>

### SECTION 6 Accidental release measures

#### 6.1. Personal precautions, protective equipment and emergency procedures

See section 8

#### 6.2. Environmental precautions

See section 12

#### 6.3. Methods and material for containment and cleaning up

<b>Minor Spills</b>	<ul style="list-style-type: none"> <li>▸ Remove all ignition sources.</li> <li>▸ <b>DO NOT touch or walk through spilled material.</b></li> <li>▸ Clean up all spills immediately.</li> <li>▸ Avoid contact with skin and eyes.</li> <li>▸ Prevent dust cloud.</li> </ul>
---------------------	---

	<ul style="list-style-type: none"> <li>▶ With clean shovel (preferably non-sparking) place material into clean, dry container and cover loosely.</li> <li>▶ Move containers from spill area.</li> <li>▶ Control personal contact with the substance, by using protective equipment.</li> </ul>
<b>Major Spills</b>	<ul style="list-style-type: none"> <li>▶ Clear area of personnel and move upwind.</li> <li>▶ Alert Fire Brigade and tell them location and nature of hazard.</li> <li>▶ <b>DO NOT touch or walk through spilled material.</b></li> <li>▶ Control personal contact with the substance, by using protective equipment.</li> <li>▶ Prevent, by any means available, spillage from entering drains or water course.</li> <li>▶ No smoking, naked lights or ignition sources.</li> <li>▶ Increase ventilation.</li> <li>▶ Stop leak if safe to do so.</li> <li>▶ Contain or cover with sand, earth or vermiculite.</li> <li>▶ Use only spark-free shovels and explosion proof equipment.</li> <li>▶ Collect recoverable product into labelled containers for recycling.</li> <li>▶ Collect solid residues and seal in labelled drums for disposal.</li> <li>▶ Wash area with water and dike for later disposal; prevent runoff into drains.</li> <li>▶ After clean up operations, decontaminate and launder all protective clothing and equipment before storing and re-using.</li> <li>▶ If contamination of drains or waterways occurs, advise emergency services.</li> </ul>

#### 6.4. Reference to other sections

Personal Protective Equipment advice is contained in Section 8 of the SDS.

### SECTION 7 Handling and storage

#### 7.1. Precautions for safe handling

<b>Safe handling</b>	<p><b>Contains low boiling substance:</b> Storage in sealed containers may result in pressure buildup causing violent rupture of containers not rated appropriately.</p> <ul style="list-style-type: none"> <li>▶ Check for bulging containers.</li> <li>▶ Vent periodically</li> <li>▶ Always release caps or seals slowly to ensure slow dissipation of vapours</li> </ul>
<b>Fire and explosion protection</b>	See section 5
<b>Other information</b>	<p><b>FOR MINOR QUANTITIES:</b></p> <ul style="list-style-type: none"> <li>▶ Store in an indoor fireproof cabinet or in a room of noncombustible construction.</li> <li>▶ Provide adequate portable fire-extinguishers in or near the storage area.</li> </ul> <p><b>FOR PACKAGE STORAGE:</b></p> <ul style="list-style-type: none"> <li>▶ Store in original containers in approved flame-proof area.</li> <li>▶ No smoking, naked lights, heat or ignition sources.</li> <li>▶ <b>DO NOT store in pits, depressions, basements or areas where vapours may be trapped.</b></li> <li>▶ Keep containers securely sealed.</li> <li>▶ Store away from incompatible materials in a cool, dry, well ventilated area.</li> <li>▶ Protect containers against physical damage and check regularly for leaks.</li> <li>▶ Protect containers from exposure to weather and from direct sunlight unless: (a) the packages are of metal or plastic construction; (b) the packages are securely closed are not opened for any purpose while in the area where they are stored and (c) adequate precautions are taken to ensure that rain water, which might become contaminated by the dangerous goods, is collected and disposed of safely.</li> <li>▶ Ensure proper stock-control measures are maintained to prevent prolonged storage of dangerous goods.</li> <li>▶ Observe manufacturer's storage and handling recommendations contained within this SDS.</li> </ul>

#### 7.2. Conditions for safe storage, including any incompatibilities

<b>Suitable container</b>	<p>For low viscosity materials and solids: Drums and jerricans must be of the non-removable head type. Where a can is to be used as an inner package, the can must have a screwed enclosure. For materials with a viscosity of at least 2680 cSt. (23 deg. C):</p> <ul style="list-style-type: none"> <li>▶ Removable head packaging and</li> <li>▶ cans with friction closures may be used.</li> </ul> <p>-</p> <p>Where combination packages are used, there must be sufficient inert absorbent material to absorb completely any leakage that may occur, unless the outer packaging is a close fitting moulded plastic box and the substances are not incompatible with the plastic. All combination packages for Packing group I and II must contain cushioning material.</p>
<b>Storage incompatibility</b>	None known
<b>Hazard categories in accordance with Regulation (EC) No 1272/2008</b>	Not Available

<b>Qualifying quantity (tonnes) of dangerous substances as referred to in Article 3(10) for the application of</b>	Not Available
--	---------------

**7.3. Specific end use(s)**

See section 1.2

**SECTION 8 Exposure controls / personal protection**

**8.1. Control parameters**

Ingredient	DNELs Exposure Pattern Worker	PNECs Compartment
Not Available	Not Available	Not Available

\* Values for General Population

**Occupational Exposure Limits (OEL)**

**INGREDIENT DATA**

Source	Ingredient	Material name	TWA	STEL	Peak	Notes
Not Available	Not Available	Not Available	Not Available	Not Available	Not Available	Not Available

Not Applicable


**Emergency Limits**

Ingredient	TEEL-1	TEEL-2	TEEL-3
(2E)-But-2-ene	Not Available	Not Available	Not Available

Ingredient	Original IDLH	Revised IDLH
(2E)-But-2-ene	Not Available	Not Available

**8.2. Exposure controls**

<b>8.2.1. Appropriate engineering controls</b>	<p>For large scale or continuous use:</p> <ul style="list-style-type: none"> <li>▸ Spark-free, earthed ventilation system, venting directly to the outside and separate from usual ventilation systems</li> <li>▸ Provide dust collectors with explosion vents</li> </ul> <p>Engineering controls are used to remove a hazard or place a barrier between the worker and the hazard. Well-designed engineering controls can be highly effective in protecting workers and will typically be independent of worker interactions to provide this high level of protection.</p> <p>The basic types of engineering controls are:</p> <p>Process controls which involve changing the way a job activity or process is done to reduce the risk.</p> <p>Enclosure and/or isolation of emission source which keeps a selected hazard "physically" away from the worker and ventilation that strategically "adds" and "removes" air in the work environment. Ventilation can remove or dilute an air contaminant if designed properly. The design of a ventilation system must match the particular process and chemical or contaminant in use.</p> <p>Employers may need to use multiple types of controls to prevent employee overexposure.</p> <ul style="list-style-type: none"> <li>▸ Local exhaust ventilation is required where solids are handled as powders or crystals; even when particulates are relatively large, a certain proportion will be powdered by mutual friction.</li> <li>▸ Exhaust ventilation should be designed to prevent accumulation and recirculation of particulates in the workplace.</li> <li>▸ If in spite of local exhaust an adverse concentration of the substance in air could occur, respiratory protection should be considered. Such protection might consist of:             <ul style="list-style-type: none"> <li>(a): particle dust respirators, if necessary, combined with an absorption cartridge;</li> <li>(b): filter respirators with absorption cartridge or canister of the right type;</li> <li>(c): fresh-air hoods or masks                 <ul style="list-style-type: none"> <li>▸ Build-up of electrostatic charge on the dust particle, may be prevented by bonding and grounding.</li> <li>▸ Powder handling equipment such as dust collectors, dryers and mills may require additional protection measures such as explosion venting.</li> </ul> </li> </ul> </li> </ul> <p>Air contaminants generated in the workplace possess varying "escape" velocities which, in turn, determine the "capture velocities" of fresh circulating air required to efficiently remove the contaminant.</p> <table border="1" style="width: 100%; border-collapse: collapse;"> <thead> <tr> <th style="width: 70%;">Type of Contaminant:</th> <th style="width: 30%;">Air Speed:</th> </tr> </thead> <tbody> <tr> <td>direct spray, spray painting in shallow booths, drum filling, conveyer loading, crusher dusts, gas discharge (active generation into zone of rapid air motion)</td> <td>1-2.5 m/s (200-500 ft/min)</td> </tr> <tr> <td>grinding, abrasive blasting, tumbling, high speed wheel generated dusts (released at high initial velocity into zone of very high rapid air motion).</td> <td>2.5-10 m/s (500-2000 ft/min)</td> </tr> </tbody> </table>	Type of Contaminant:	Air Speed:	direct spray, spray painting in shallow booths, drum filling, conveyer loading, crusher dusts, gas discharge (active generation into zone of rapid air motion)	1-2.5 m/s (200-500 ft/min)	grinding, abrasive blasting, tumbling, high speed wheel generated dusts (released at high initial velocity into zone of very high rapid air motion).	2.5-10 m/s (500-2000 ft/min)
Type of Contaminant:	Air Speed:						
direct spray, spray painting in shallow booths, drum filling, conveyer loading, crusher dusts, gas discharge (active generation into zone of rapid air motion)	1-2.5 m/s (200-500 ft/min)						
grinding, abrasive blasting, tumbling, high speed wheel generated dusts (released at high initial velocity into zone of very high rapid air motion).	2.5-10 m/s (500-2000 ft/min)						

	<p>Within each range the appropriate value depends on:</p> <table border="1" data-bbox="384 230 1198 416"> <thead> <tr> <th data-bbox="384 230 895 264">Lower end of the range</th> <th data-bbox="895 230 1198 264">Upper end of the range</th> </tr> </thead> <tbody> <tr> <td data-bbox="384 264 895 297">1: Room air currents minimal or favourable to capture</td> <td data-bbox="895 264 1198 297">1: Disturbing room air currents</td> </tr> <tr> <td data-bbox="384 297 895 331">2: Contaminants of low toxicity or of nuisance value only</td> <td data-bbox="895 297 1198 331">2: Contaminants of high toxicity</td> </tr> <tr> <td data-bbox="384 331 895 365">3: Intermittent, low production.</td> <td data-bbox="895 331 1198 365">3: High production, heavy use</td> </tr> <tr> <td data-bbox="384 365 895 398">4: Large hood or large air mass in motion</td> <td data-bbox="895 365 1198 398">4: Small hood-local control only</td> </tr> </tbody> </table> <p>Simple theory shows that air velocity falls rapidly with distance away from the opening of a simple extraction pipe. Velocity generally decreases with the square of distance from the extraction point (in simple cases). Therefore the air speed at the extraction point should be adjusted, accordingly, after reference to distance from the contaminating source. The air velocity at the extraction fan, for example, should be a minimum of 4-10 m/s (800-2000 ft/min) for extraction of crusher dusts generated 2 metres distant from the extraction point. Other mechanical considerations, producing performance deficits within the extraction apparatus, make it essential that theoretical air velocities are multiplied by factors of 10 or more when extraction systems are installed or used.</p>	Lower end of the range	Upper end of the range	1: Room air currents minimal or favourable to capture	1: Disturbing room air currents	2: Contaminants of low toxicity or of nuisance value only	2: Contaminants of high toxicity	3: Intermittent, low production.	3: High production, heavy use	4: Large hood or large air mass in motion	4: Small hood-local control only
Lower end of the range	Upper end of the range										
1: Room air currents minimal or favourable to capture	1: Disturbing room air currents										
2: Contaminants of low toxicity or of nuisance value only	2: Contaminants of high toxicity										
3: Intermittent, low production.	3: High production, heavy use										
4: Large hood or large air mass in motion	4: Small hood-local control only										
<b>8.2.2. Individual protection measures, such as personal protective equipment</b>											
<b>Eye and face protection</b>	<ul style="list-style-type: none"> <li>▶ Safety glasses with side shields</li> <li>▶ Chemical goggles. [AS/NZS 1337.1, EN166 or national equivalent]</li> <li>▶ Contact lenses may pose a special hazard; soft contact lenses may absorb and concentrate irritants. A written policy document, describing the wearing of lenses or restrictions on use, should be created for each workplace or task. This should include a review of lens absorption and adsorption for the class of chemicals in use and an account of injury experience. Medical and first-aid personnel should be trained in their removal and suitable equipment should be readily available. In the event of chemical exposure, begin eye irrigation immediately and remove contact lens as soon as practicable. Lens should be removed at the first signs of eye redness or irritation - lens should be removed in a clean environment only after workers have washed hands thoroughly. [CDC NIOSH Current Intelligence Bulletin 59].</li> </ul>										
<b>Skin protection</b>	See Hand protection below										
<b>Hands/feet protection</b>	<p>The selection of suitable gloves does not only depend on the material, but also on further marks of quality which vary from manufacturer to manufacturer. Where the chemical is a preparation of several substances, the resistance of the glove material can not be calculated in advance and has therefore to be checked prior to the application.</p> <p>The exact break through time for substances has to be obtained from the manufacturer of the protective gloves and has to be observed when making a final choice.</p> <p>Personal hygiene is a key element of effective hand care. Gloves must only be worn on clean hands. After using gloves, hands should be washed and dried thoroughly. Application of a non-perfumed moisturiser is recommended.</p> <p>Suitability and durability of glove type is dependent on usage. Important factors in the selection of gloves include:</p> <ul style="list-style-type: none"> <li>- frequency and duration of contact,</li> <li>- chemical resistance of glove material,</li> <li>- glove thickness and</li> <li>- dexterity</li> </ul> <p>Select gloves tested to a relevant standard (e.g. Europe EN 374, US F739, AS/NZS 2161.1 or national equivalent).</p> <ul style="list-style-type: none"> <li>- When prolonged or frequently repeated contact may occur, a glove with a protection class of 5 or higher (breakthrough time greater than 240 minutes according to EN 374, AS/NZS 2161.10.1 or national equivalent) is recommended.</li> <li>- When only brief contact is expected, a glove with a protection class of 3 or higher (breakthrough time greater than 60 minutes according to EN 374, AS/NZS 2161.10.1 or national equivalent) is recommended.</li> <li>- Some glove polymer types are less affected by movement and this should be taken into account when considering gloves for long-term use.</li> <li>- Contaminated gloves should be replaced.</li> </ul> <p>As defined in ASTM F-739-96 in any application, gloves are rated as:</p> <ul style="list-style-type: none"> <li>- Excellent when breakthrough time &gt; 480 min</li> <li>- Good when breakthrough time &gt; 20 min</li> <li>- Fair when breakthrough time &lt; 20 min</li> <li>- Poor when glove material degrades</li> </ul> <p>For general applications, gloves with a thickness typically greater than 0.35 mm, are recommended.</p> <p>It should be emphasised that glove thickness is not necessarily a good predictor of glove resistance to a specific chemical, as the permeation efficiency of the glove will be dependent on the exact composition of the glove material. Therefore, glove selection should also be based on consideration of the task requirements and knowledge of breakthrough times.</p> <p>Glove thickness may also vary depending on the glove manufacturer, the glove type and the glove model. Therefore, the manufacturers technical data should always be taken into account to ensure selection of the most appropriate glove for the task.</p> <p>Note: Depending on the activity being conducted, gloves of varying thickness may be required for specific tasks. For example:</p> <ul style="list-style-type: none"> <li>- Thinner gloves (down to 0.1 mm or less) may be required where a high degree of manual dexterity is needed. However, these gloves are only likely to give short duration protection and would normally be just for single use applications, then disposed of.</li> <li>- Thicker gloves (up to 3 mm or more) may be required where there is a mechanical (as well as a chemical) risk i.e. where there is abrasion or puncture potential</li> </ul> <p>Gloves must only be worn on clean hands. After using gloves, hands should be washed and dried thoroughly. Application of a non-perfumed moisturiser is recommended.</p> <ul style="list-style-type: none"> <li>▶ Wear physical protective gloves, e.g. leather.</li> <li>▶ Wear safety footwear.</li> </ul>										

<b>Body protection</b>	See Other protection below
<b>Other protection</b>	<ul style="list-style-type: none"> <li>▸ Overalls.</li> <li>▸ Eyewash unit.</li> <li>▸ Barrier cream.</li> <li>▸ Skin cleansing cream.</li> <li>▸ Some plastic personal protective equipment (PPE) (e.g. gloves, aprons, overshoes) are not recommended as they may produce static electricity.</li> <li>▸ For large scale or continuous use wear tight-weave non-static clothing (no metallic fasteners, cuffs or pockets).</li> <li>▸ Non sparking safety or conductive footwear should be considered. Conductive footwear describes a boot or shoe with a sole made from a conductive compound chemically bound to the bottom components, for permanent control to electrically ground the foot and shall dissipate static electricity from the body to reduce the possibility of ignition of volatile compounds. Electrical resistance must range between 0 to 500,000 ohms. Conductive shoes should be stored in lockers close to the room in which they are worn. Personnel who have been issued conductive footwear should not wear them from their place of work to their homes and return.</li> </ul>

## Respiratory protection

Type -P Filter of sufficient capacity. (AS/NZS 1716 & 1715, EN 143:2000 & 149:2001, ANSI Z88 or national equivalent)

Required Minimum Protection Factor	Half-Face Respirator	Full-Face Respirator	Powered Air Respirator
up to 10 x ES	P1 Air-line*	- -	PAPR-P1 -
up to 50 x ES	Air-line**	P2	PAPR-P2
up to 100 x ES	-	P3	-
		Air-line*	-
100+ x ES	-	Air-line**	PAPR-P3

\* - Negative pressure demand \*\* - Continuous flow

A(All classes) = Organic vapours, B AUS or B1 = Acid gasses, B2 = Acid gas or hydrogen cyanide(HCN), B3 = Acid gas or hydrogen cyanide(HCN), E = Sulfur dioxide(SO<sub>2</sub>), G = Agricultural chemicals, K = Ammonia(NH<sub>3</sub>), Hg = Mercury, NO = Oxides of nitrogen, MB = Methyl bromide, AX = Low boiling point organic compounds(below 65 degC)

- Respirators may be necessary when engineering and administrative controls do not adequately prevent exposures.
- The decision to use respiratory protection should be based on professional judgment that takes into account toxicity information, exposure measurement data, and frequency and likelihood of the worker's exposure - ensure users are not subject to high thermal loads which may result in heat stress or distress due to personal protective equipment (powered, positive flow, full face apparatus may be an option).
- Published occupational exposure limits, where they exist, will assist in determining the adequacy of the selected respiratory protection. These may be government mandated or vendor recommended.
- Certified respirators will be useful for protecting workers from inhalation of particulates when properly selected and fit tested as part of a complete respiratory protection program.
- Where protection from nuisance levels of dusts are desired, use type N95 (US) or type P1 (EN143) dust masks. Use respirators and components tested and approved under appropriate government standards such as NIOSH (US) or CEN (EU)
- Use approved positive flow mask if significant quantities of dust becomes airborne.
- Try to avoid creating dust conditions.

### 8.2.3. Environmental exposure controls

See section 12

## SECTION 9 Physical and chemical properties

### 9.1. Information on basic physical and chemical properties

<b>Appearance</b>	Not Available		
<b>Physical state</b>	Divided Solid	<b>Relative density (Water = 1)</b>	Not Available
<b>Odour</b>	Not Available	<b>Partition coefficient n-octanol / water</b>	Not Available
<b>Odour threshold</b>	Not Available	<b>Auto-ignition temperature (°C)</b>	Not Available
<b>pH (as supplied)</b>	Not Available	<b>Decomposition temperature (°C)</b>	Not Available
<b>Melting point / freezing point (°C)</b>	-105	<b>Viscosity (cSt)</b>	Not Available

Initial boiling point and boiling range (°C)	1	Molecular weight (g/mol)	Not Available
Flash point (°C)	<-30	Taste	Not Available
Evaporation rate	Not Available	Explosive properties	Not Available
Flammability	HIGHLY FLAMMABLE.	Oxidising properties	Not Available
Upper Explosive Limit (%)	Not Available	Surface Tension (dyn/cm or mN/m)	Not Applicable
Lower Explosive Limit (%)	Not Available	Volatile Component (%vol)	Not Available
Vapour pressure (kPa)	Not Available	Gas group	Not Available
Solubility in water	Not Available	pH as a solution (1%)	Not Available
Vapour density (Air = 1)	0.6	VOC g/L	Not Available
Nanoform Solubility	Not Available	Nanoform Particle Characteristics	Not Available
Particle Size	Not Available		

## 9.2. Other information

Not Available

## SECTION 10 Stability and reactivity

10.1.Reactivity	See section 7.2
10.2. Chemical stability	<ul style="list-style-type: none"> <li>▶ Unstable in the presence of incompatible materials.</li> <li>▶ Product is considered stable.</li> <li>▶ Hazardous polymerisation will not occur.</li> </ul>
10.3. Possibility of hazardous reactions	See section 7.2
10.4. Conditions to avoid	See section 7.2
10.5. Incompatible materials	See section 7.2
10.6. Hazardous decomposition products	See section 5.3

## SECTION 11 Toxicological information

### 11.1. Information on hazard classes as defined in Regulation (EC) No 1272/2008 Information on toxicological effects

Inhaled	<p>The material is not thought to produce adverse health effects or irritation of the respiratory tract (as classified by EC Directives using animal models). Nevertheless, good hygiene practice requires that exposure be kept to a minimum and that suitable control measures be used in an occupational setting.</p> <p>Persons with impaired respiratory function, airway diseases and conditions such as emphysema or chronic bronchitis, may incur further disability if excessive concentrations of particulate are inhaled.</p> <p>If prior damage to the circulatory or nervous systems has occurred or if kidney damage has been sustained, proper screenings should be conducted on individuals who may be exposed to further risk if handling and use of the material result in excessive exposures.</p> <p>Material is highly volatile and may quickly form a concentrated atmosphere in confined or unventilated areas. The vapour may displace and replace air in breathing zone, acting as a simple asphyxiant. This may happen with little warning of overexposure. The use of a quantity of material in an unventilated or confined space may result in increased exposure and an irritating atmosphere developing. Before starting consider control of exposure by mechanical ventilation.</p>
Ingestion	The material has <b>NOT</b> been classified by EC Directives or other classification systems as "harmful by ingestion". This is because of the lack of corroborating animal or human evidence.
Skin Contact	The material is not thought to produce adverse health effects or skin irritation following contact (as classified by EC Directives using animal models). Nevertheless, good hygiene practice requires that exposure be kept to a minimum and that suitable gloves be used in an occupational setting.
Eye	Although the material is not thought to be an irritant (as classified by EC Directives), direct contact with the eye may cause transient discomfort characterised by tearing or conjunctival redness (as with windburn). Slight abrasive damage may also result.
Chronic	<p>Long-term exposure to the product is not thought to produce chronic effects adverse to the health (as classified by EC Directives using animal models); nevertheless exposure by all routes should be minimised as a matter of course.</p> <p>Long term exposure to high dust concentrations may cause changes in lung function i.e. pneumoconiosis, caused by particles less than 0.5 micron penetrating and remaining in the lung.</p>

(2E)-But-2-ene

TOXICITY

IRRITATION

Continued...



	Not Available	Not Available
<b>Legend:</b>	1. Value obtained from Europe ECHA Registered Substances - Acute toxicity 2. Value obtained from manufacturer's SDS. Unless otherwise specified data extracted from RTECS - Register of Toxic Effect of chemical Substances	

<b>Acute Toxicity</b>	<b>×</b>	<b>Carcinogenicity</b>	<b>×</b>
<b>Skin Irritation/Corrosion</b>	<b>×</b>	<b>Reproductivity</b>	<b>×</b>
<b>Serious Eye Damage/Irritation</b>	<b>×</b>	<b>STOT - Single Exposure</b>	<b>×</b>
<b>Respiratory or Skin sensitisation</b>	<b>×</b>	<b>STOT - Repeated Exposure</b>	<b>×</b>
<b>Mutagenicity</b>	<b>×</b>	<b>Aspiration Hazard</b>	<b>×</b>

**Legend:** **×** – Data either not available or does not fill the criteria for classification  
**✓** – Data available to make classification

## 11.2 Information on other hazards

### 11.2.1. Endocrine disrupting properties

No evidence of endocrine disrupting properties were found in the current literature.

### 11.2.2. Other information

See Section 11.1

## SECTION 12 Ecological information

### 12.1. Toxicity

(2E)-But-2-ene	Endpoint	Test Duration (hr)	Species	Value	Source
	Not Available	Not Available	Not Available	Not Available	Not Available
<b>Legend:</b>	Extracted from 1. IUCLID Toxicity Data 2. Europe ECHA Registered Substances - Ecotoxicological Information - Aquatic Toxicity 4. US EPA, Ecotox database - Aquatic Toxicity Data 5. ECETOC Aquatic Hazard Assessment Data 6. NITE (Japan) - Bioconcentration Data 7. METI (Japan) - Bioconcentration Data 8. Vendor Data				

### 12.2. Persistence and degradability

Ingredient	Persistence: Water/Soil	Persistence: Air
	No Data available for all ingredients	No Data available for all ingredients

### 12.3. Bioaccumulative potential

Ingredient	Bioaccumulation
	No Data available for all ingredients

### 12.4. Mobility in soil

Ingredient	Mobility
	No Data available for all ingredients

### 12.5. Results of PBT and vPvB assessment

	P	B	T
Relevant available data	Not Available	Not Available	Not Available
PBT	<b>×</b>	<b>×</b>	<b>×</b>
vPvB	<b>×</b>	<b>×</b>	<b>×</b>
PBT Criteria fulfilled?	No		
vPvB	No		

## 12.6. Endocrine disrupting properties

No evidence of endocrine disrupting properties were found in the current literature.

## 12.7. Other adverse effects

No evidence of ozone depleting properties were found in the current literature.

## SECTION 13 Disposal considerations

### 13.1. Waste treatment methods

<b>Product / Packaging disposal</b>	<p>Legislation addressing waste disposal requirements may differ by country, state and/ or territory. Each user must refer to laws operating in their area. In some areas, certain wastes must be tracked.</p> <p>A Hierarchy of Controls seems to be common - the user should investigate:</p> <ul style="list-style-type: none"> <li>▶ Reduction</li> <li>▶ Reuse</li> <li>▶ Recycling</li> <li>▶ Disposal (if all else fails)</li> </ul> <p>This material may be recycled if unused, or if it has not been contaminated so as to make it unsuitable for its intended use. Shelf life considerations should also be applied in making decisions of this type. Note that properties of a material may change in use, and recycling or reuse may not always be appropriate. In most instances the supplier of the material should be consulted.</p> <ul style="list-style-type: none"> <li>▶ <b>DO NOT allow wash water from cleaning or process equipment to enter drains.</b></li> <li>▶ It may be necessary to collect all wash water for treatment before disposal.</li> <li>▶ In all cases disposal to sewer may be subject to local laws and regulations and these should be considered first.</li> <li>▶ Where in doubt contact the responsible authority.</li> <li>▶ Recycle wherever possible.</li> <li>▶ Consult manufacturer for recycling options or consult local or regional waste management authority for disposal if no suitable treatment or disposal facility can be identified.</li> <li>▶ Dispose of by: burial in a land-fill specifically licensed to accept chemical and / or pharmaceutical wastes or Incineration in a licensed apparatus (after admixture with suitable combustible material)</li> <li>▶ Decontaminate empty containers. Observe all label safeguards until containers are cleaned and destroyed.</li> </ul>
<b>Waste treatment options</b>	Not Available
<b>Sewage disposal options</b>	Not Available

## SECTION 14 Transport information

### Labels Required

	
<b>Marine Pollutant</b>	NO
<b>HAZCHEM</b>	2YE

### Land transport (ADR-RID)

14.1. UN number or ID number	1012												
14.2. UN proper shipping name	BUTYLENE												
14.3. Transport hazard class(es)	<table border="1"> <tr> <td>Class</td> <td>2.1</td> </tr> <tr> <td>Subsidiary risk</td> <td>Not Applicable</td> </tr> </table>	Class	2.1	Subsidiary risk	Not Applicable								
Class	2.1												
Subsidiary risk	Not Applicable												
14.4. Packing group	Not Applicable												
14.5. Environmental hazard	Not Applicable												
14.6. Special precautions for user	<table border="1"> <tr> <td>Hazard identification (Kemler)</td> <td>23</td> </tr> <tr> <td>Classification code</td> <td>2F</td> </tr> <tr> <td>Hazard Label</td> <td>2.1</td> </tr> <tr> <td>Special provisions</td> <td>398 662</td> </tr> <tr> <td>Limited quantity</td> <td>0</td> </tr> <tr> <td>Tunnel Restriction Code</td> <td>2 (B/D)</td> </tr> </table>	Hazard identification (Kemler)	23	Classification code	2F	Hazard Label	2.1	Special provisions	398 662	Limited quantity	0	Tunnel Restriction Code	2 (B/D)
Hazard identification (Kemler)	23												
Classification code	2F												
Hazard Label	2.1												
Special provisions	398 662												
Limited quantity	0												
Tunnel Restriction Code	2 (B/D)												

### Air transport (ICAO-IATA / DGR)

14.1. UN number	1012	
14.2. UN proper shipping name	Butylene	
14.3. Transport hazard class(es)	ICAO/IATA Class	2.1
	ICAO / IATA Subrisk	Not Applicable
	ERG Code	10L
14.4. Packing group	Not Applicable	
14.5. Environmental hazard	Not Applicable	
14.6. Special precautions for user	Special provisions	A1 A222
	Cargo Only Packing Instructions	200
	Cargo Only Maximum Qty / Pack	150 kg
	Passenger and Cargo Packing Instructions	Forbidden
	Passenger and Cargo Maximum Qty / Pack	Forbidden
	Passenger and Cargo Limited Quantity Packing Instructions	Forbidden
	Passenger and Cargo Limited Maximum Qty / Pack	Forbidden

### Sea transport (IMDG-Code / GGVSee)

14.1. UN number	1012	
14.2. UN proper shipping name	BUTYLENE	
14.3. Transport hazard class(es)	IMDG Class	2.1
	IMDG Subrisk	Not Applicable
14.4. Packing group	Not Applicable	
14.5. Environmental hazard	Not Applicable	
14.6. Special precautions for user	EMS Number	F-D, S-U
	Special provisions	Not Applicable
	Limited Quantities	0

### Inland waterways transport (ADN)

14.1. UN number	1012	
14.2. UN proper shipping name	BUTYLENE	
14.3. Transport hazard class(es)	2.1	Not Applicable
14.4. Packing group	Not Applicable	
14.5. Environmental hazard	Not Applicable	
14.6. Special precautions for user	Classification code	2F
	Special provisions	398; 662
	Limited quantity	0
	Equipment required	PP, EX, A
	Fire cones number	1

### 14.7. Maritime transport in bulk according to IMO instruments

#### 14.7.1. Transport in bulk according to Annex II of MARPOL and the IBC code

Not Applicable

#### 14.7.2. Transport in bulk in accordance with MARPOL Annex V and the IMSBC Code

Product name	Group
--------------	-------

#### 14.7.3. Transport in bulk in accordance with the IGC Code

Product name	Ship Type
--------------	-----------

### SECTION 15 Regulatory information

#### 15.1. Safety, health and environmental regulations / legislation specific for the substance or mixture

This safety data sheet is in compliance with the following EU legislation and its adaptations - as far as applicable - : Directives 98/24/EC, - 92/85/EEC, - 94/33/EC, - 2008/98/EC, - 2010/75/EU; Commission Regulation (EU) 2020/878; Regulation (EC) No 1272/2008 as updated through ATPs.

#### Information according to 2012/18/EU (Seveso III):

Seveso Category	
	Not Available

#### 15.2. Chemical safety assessment

No Chemical Safety Assessment has been carried out for this substance/mixture by the supplier.

#### ECHA SUMMARY

Not Applicable

#### National Inventory Status

National Inventory	Status
Australia - AIIC / Australia Non-Industrial Use	Not Available
Canada - DSL	Not Available
Canada - NDSL	Not Available
China - IECSC	Not Available
Europe - EINEC / ELINCS / NLP	Not Available
Japan - ENCS	Not Available
Korea - KECI	Not Available
New Zealand - NZIoC	Not Available
Philippines - PICCS	Not Available
USA - TSCA	Not Available
Taiwan - TCSI	Not Available
Mexico - INSQ	Not Available
Vietnam - NCI	Not Available
Russia - FBEPH	Not Available
<b>Legend:</b>	<i>Yes = All CAS declared ingredients are on the inventory No = One or more of the CAS listed ingredients are not on the inventory. These ingredients may be exempt or will require registration.</i>

### SECTION 16 Other information

<b>Revision Date</b>	22/06/2022
<b>Initial Date</b>	22/06/2022

#### Full text Risk and Hazard codes

#### Other information

Classification of the preparation and its individual components has drawn on official and authoritative sources as well as independent review by the Chemwatch Classification committee using available literature references.

The SDS is a Hazard Communication tool and should be used to assist in the Risk Assessment. Many factors determine whether the reported Hazards are Risks in the workplace or other settings. Risks may be determined by reference to Exposures Scenarios. Scale of use, frequency of use and current or available engineering controls must be considered.

For detailed advice on Personal Protective Equipment, refer to the following EU CEN Standards:

EN 166 Personal eye-protection

EN 340 Protective clothing

EN 374 Protective gloves against chemicals and micro-organisms

EN 13832 Footwear protecting against chemicals

EN 133 Respiratory protective devices

## Definitions and abbreviations

PC - TWA: Permissible Concentration-Time Weighted Average

PC - STEL: Permissible Concentration-Short Term Exposure Limit

IARC: International Agency for Research on Cancer

ACGIH: American Conference of Governmental Industrial Hygienists

STEL: Short Term Exposure Limit

TEEL: Temporary Emergency Exposure Limit,

IDLH: Immediately Dangerous to Life or Health Concentrations

ES: Exposure Standard

OSF: Odour Safety Factor

NOAEL :No Observed Adverse Effect Level

LOAEL: Lowest Observed Adverse Effect Level

TLV: Threshold Limit Value

LOD: Limit Of Detection

OTV: Odour Threshold Value

BCF: BioConcentration Factors

BEI: Biological Exposure Index

AIRC: Australian Inventory of Industrial Chemicals

DSL: Domestic Substances List

NDSL: Non-Domestic Substances List

IECSC: Inventory of Existing Chemical Substance in China

EINECS: European INventory of Existing Commercial chemical Substances

ELINCS: European List of Notified Chemical Substances

NLP: No-Longer Polymers

ENCS: Existing and New Chemical Substances Inventory

KECI: Korea Existing Chemicals Inventory

NZIoC: New Zealand Inventory of Chemicals

PICCS: Philippine Inventory of Chemicals and Chemical Substances

TSCA: Toxic Substances Control Act

TCSI: Taiwan Chemical Substance Inventory

INSQ: Inventario Nacional de Sustancias Químicas

NCI: National Chemical Inventory

FBEPH: Russian Register of Potentially Hazardous Chemical and Biological Substances

Powered by AuthorITe, from Chemwatch.