



# t-Butylmagnesium chloride 1M solution in THF

## Apollo Scientific

Chemwatch Hazard Alert Code: 4

Part Number: OR320124

Version No: 2.2

Safety Data Sheet

Issue Date: 11/07/2023

Print Date: 11/07/2023

S.GHS.GB-NIR.EN

### SECTION 1 Identification of the substance / mixture and of the company / undertaking

#### Product Identifier

Product name	t-Butylmagnesium chloride 1M solution in THF
Chemical Name	tert-butylmagnesium chloride
Synonyms	Not Available
Proper shipping name	ORGANOMETALLIC SUBSTANCE, LIQUID, WATER-REACTIVE, FLAMMABLE
Chemical formula	C4-H9-Cl-Mg
Other means of identification	Not Available
CAS number	677-22-5*

#### Relevant identified uses of the substance or mixture and uses advised against

Relevant identified uses	Not Available
--------------------------	---------------

#### Details of the manufacturer or supplier of the safety data sheet

Registered company name	Apollo Scientific	Apollo Scientific Ltd
Address	Whitefield Road, Bredbury SK62QR United Kingdom	Whitefield Road, Bredbury Cheshire SK6 2QR United Kingdom (NI)
Telephone	01614060505	+44(0) 161 406 0505
Fax	0161 406 0506	Not Available
Website	<a href="http://www.apolloscientific.co.uk/">http://www.apolloscientific.co.uk/</a>	<a href="http://apolloscientific.co.uk">apolloscientific.co.uk</a>
Email	sales@apolloscientific.co.uk	sales@apolloscientific.co.uk

#### Emergency telephone number

Association / Organisation	Not Available
Emergency telephone numbers	Not Available
Other emergency telephone numbers	Not Available

### SECTION 2 Hazards identification

#### Classification of the substance or mixture

Classification according to regulation (EC) No 1272/2008 [CLP] and	H260 - Substances and Mixtures which in Contact with Water Emit Flammable Gases Category 1, H314 - Skin Corrosion/Irritation Category 1B, H318 - Serious Eye Damage/Eye Irritation Category 1, H335 - Specific Target Organ Toxicity - Single Exposure (Respiratory Tract Irritation) Category 3, H224 - Flammable Liquids Category 1, H261 - Substances and
--	--

**t-Butylmagnesium chloride 1M solution in THF**

<b>amendments</b> <sup>[1]</sup>	Mixtures which in Contact with Water Emit Flammable Gases Category 2, H351 - Carcinogenicity Category 2
<b>Legend:</b>	1. Classified by Chemwatch; 2. Classification drawn from Regulation (EU) No 1272/2008 - Annex VI

**Label elements**

<b>Hazard pictogram(s)</b>	
<b>Signal word</b>	<b>Danger</b>

**Hazard statement(s)**

<b>H260</b>	In contact with water releases flammable gases which may ignite spontaneously.
<b>H314</b>	Causes severe skin burns and eye damage.
<b>H335</b>	May cause respiratory irritation.
<b>H224</b>	Extremely flammable liquid and vapour.
<b>H261</b>	In contact with water releases flammable gases.
<b>H351</b>	Suspected of causing cancer.

**Precautionary statement(s) Prevention**

<b>P201</b>	Obtain special instructions before use.
<b>P210</b>	Keep away from heat, hot surfaces, sparks, open flames and other ignition sources. No smoking.
<b>P231+P232</b>	Handle and store contents under inert gas. Protect from moisture.
<b>P260</b>	Do not breathe mist/vapours/spray.
<b>P264</b>	Wash all exposed external body areas thoroughly after handling.
<b>P271</b>	Use only outdoors or in a well-ventilated area.
<b>P280</b>	Wear protective gloves, protective clothing, eye protection and face protection.
<b>P240</b>	Ground and bond container and receiving equipment.
<b>P241</b>	Use explosion-proof electrical/ventilating/lighting/intrinsically safe equipment.
<b>P242</b>	Use non-sparking tools.
<b>P243</b>	Take action to prevent static discharges.
<b>P223</b>	Do not allow contact with water.

**Precautionary statement(s) Response**

<b>P301+P330+P331</b>	IF SWALLOWED: Rinse mouth. Do NOT induce vomiting.
<b>P302+P335+P334</b>	IF ON SKIN: Brush off loose particles from skin. Immerse in cool water [or wrap in wet bandages].
<b>P303+P361+P353</b>	IF ON SKIN (or hair): Take off immediately all contaminated clothing. Rinse skin with water [or shower].
<b>P305+P351+P338</b>	IF IN EYES: Rinse cautiously with water for several minutes. Remove contact lenses, if present and easy to do. Continue rinsing.
<b>P308+P313</b>	IF exposed or concerned: Get medical advice/ attention.
<b>P310</b>	Immediately call a POISON CENTER/doctor/physician/first aider.
<b>P370+P378</b>	In case of fire: Use alcohol resistant foam or normal protein foam to extinguish.
<b>P363</b>	Wash contaminated clothing before reuse.
<b>P304+P340</b>	IF INHALED: Remove person to fresh air and keep comfortable for breathing.

**Precautionary statement(s) Storage**

<b>P403+P235</b>	Store in a well-ventilated place. Keep cool.
<b>P405</b>	Store locked up.
<b>P402+P404</b>	Store in a dry place. Store in a closed container.

**Precautionary statement(s) Disposal**

<b>P501</b>	Dispose of contents/container to authorised hazardous or special waste collection point in accordance with any local regulation.
-------------	--

**t-Butylmagnesium chloride 1M solution in THF****SECTION 3 Composition / information on ingredients****Substances**

CAS No	%[weight]	Name	Classification according to regulation (EC) No 1272/2008 [CLP] and amendments	SCL / M-Factor
677-22-5*	100	<u>t-Butylmagnesium chloride 1M solution in THF</u>	Substances and Mixtures which in Contact with Water Emit Flammable Gases Category 1, Skin Corrosion/Irritation Category 1B, Serious Eye Damage/Eye Irritation Category 1, Specific Target Organ Toxicity - Single Exposure (Respiratory Tract Irritation) Category 3, Flammable Liquids Category 1, Substances and Mixtures which in Contact with Water Emit Flammable Gases Category 2, Carcinogenicity Category 2; H260, H314, H335, H224, H261, H351 <sup>[1]</sup>	Not Available

**Legend:** 1. Classified by Chemwatch; 2. Classification drawn from Regulation (EU) No 1272/2008 - Annex VI; 3. Classification drawn from C&L; \* EU IOELVs available; [e] Substance identified as having endocrine disrupting properties

**Mixtures**

See section above for composition of Substances

**SECTION 4 First aid measures****Description of first aid measures**

<b>Eye Contact</b>	<p>If this product comes in contact with the eyes:</p> <ul style="list-style-type: none"> <li>▶ Immediately hold eyelids apart and flush the eye continuously with running water.</li> <li>▶ Ensure complete irrigation of the eye by keeping eyelids apart and away from eye and moving the eyelids by occasionally lifting the upper and lower lids.</li> <li>▶ Continue flushing until advised to stop by the Poisons Information Centre or a doctor, or for at least 15 minutes.</li> <li>▶ Transport to hospital or doctor without delay.</li> <li>▶ Removal of contact lenses after an eye injury should only be undertaken by skilled personnel.</li> </ul>
<b>Skin Contact</b>	<p>If skin or hair contact occurs:</p> <ul style="list-style-type: none"> <li>▶ Flush skin and hair with running water (and soap if available).</li> <li>▶ Seek medical attention in event of irritation.</li> </ul>
<b>Inhalation</b>	<ul style="list-style-type: none"> <li>▶ If fumes, aerosols or combustion products are inhaled remove from contaminated area.</li> <li>▶ Other measures are usually unnecessary.</li> </ul>
<b>Ingestion</b>	<ul style="list-style-type: none"> <li>▶ Immediately give a glass of water.</li> <li>▶ First aid is not generally required. If in doubt, contact a Poisons Information Centre or a doctor.</li> </ul>

**Indication of any immediate medical attention and special treatment needed**

Treat symptomatically.

**SECTION 5 Firefighting measures****Extinguishing media**

**DO NOT USE WATER, CO2 OR FOAM ON SUBSTANCE ITSELF**

For **SMALL FIRES:**

- ▶ Dry chemical, soda ash or lime.

For **LARGE FIRES:**

- ▶ DRY sand, dry chemical, soda ash;
- ▶ OR withdraw and allow fire to burn itself out.

**Special hazards arising from the substrate or mixture**

<b>Fire Incompatibility</b>	<ul style="list-style-type: none"> <li>▶ Segregate from alcohol, water.</li> <li>▶ Avoid contamination with oxidising agents i.e. nitrates, oxidising acids, chlorine bleaches, pool chlorine etc. as ignition may result</li> </ul>
-----------------------------	--

**Advice for firefighters**

<b>Fire Fighting</b>	<ul style="list-style-type: none"> <li>▶ Alert Fire Brigade and tell them location and nature of hazard.</li> <li>▶ May be violently or explosively reactive.</li> <li>▶ Wear full protective clothing plus breathing apparatus.</li> <li>▶ Prevent, by any means available, spillage from entering drains or water course.</li> </ul>
----------------------	--

## t-Butylmagnesium chloride 1M solution in THF

	<ul style="list-style-type: none"> <li>‣ Consider evacuation (or protect in place)</li> <li>‣ <b>DO NOT</b> use water on fires.</li> </ul> <p><b>CAUTION:</b> If only water available, use flooding quantities of water or withdraw personnel.</p> <ul style="list-style-type: none"> <li>‣ <b>DO NOT</b> allow water to enter containers.</li> <li>‣ <b>DO NOT</b> approach containers suspected to be hot.</li> <li>‣ Cool fire exposed containers with flooding quantities of water from a protected location until well after fire is out.</li> <li>‣ If safe to do so, remove undamaged containers from path of fire.</li> <li>‣ If fire gets out of control withdraw personnel and warn against entry.</li> <li>‣ Equipment should be thoroughly decontaminated after use.</li> <li>‣ Fight fire from a protected position or use unmanned hose holders or monitor nozzles.</li> <li>‣ Withdraw immediately in case of rising sound from venting safety devices or discolouration of tanks.</li> <li>‣ ALWAYS stay away from tank ends.</li> </ul>
<b>Fire/Explosion Hazard</b>	<ul style="list-style-type: none"> <li>‣ May ignite on contact with air, moist air or water.</li> <li>‣ May react vigorously or explosively on contact with water.</li> <li>‣ May decompose explosively when heated or involved in fire.</li> <li>‣ May <b>REIGNITE</b> after fire is extinguished.</li> <li>‣ Gases generated after contact with water or moist air may be poisonous, corrosive or irritating.</li> <li>‣ Gases generated in fire may be poisonous, corrosive or irritating.</li> <li>‣ Containers may explode on heating.</li> <li>‣ Runoff may create multiple fire or explosion hazard.</li> </ul> <p><b>BEWARE:</b> Empty solvent, paint, lacquer and flammable liquid drums present a severe explosion hazard if cut by flame torch or welded. Even when thoroughly cleaned or reconditioned the drum seams may retain sufficient solvent to generate an explosive atmosphere in the drum.</p>

### SECTION 6 Accidental release measures

#### Personal precautions, protective equipment and emergency procedures

See section 8

#### Environmental precautions

See section 12

#### Methods and material for containment and cleaning up

<b>Minor Spills</b>	<ul style="list-style-type: none"> <li>‣ Material from spill may be contaminated with water resulting in generation of gas which subsequently may pressure closed containers.</li> <li>‣ Hold spill material in vented containers only and plan for prompt disposal</li> <li>‣ Eliminate all ignition sources.</li> <li>‣ Cover with <b>DRY</b> earth, sand or other non-combustible material.</li> <li>‣ Then cover with plastic sheet to minimise spreading and to prevent exposure to rain or other sources of water.</li> <li>‣ Use clean, non-sparking tools to collect absorbed material and place into loosely-covered metal or plastic containers ready for disposal.</li> <li>‣ Wear gloves and safety glasses as appropriate.</li> </ul>
<b>Major Spills</b>	<ul style="list-style-type: none"> <li>‣ Clear area of personnel and move upwind.</li> <li>‣ Alert Fire Brigade and tell them location and nature of hazard.</li> <li>‣ Wear full protective clothing and breathing apparatus.</li> <li>‣ Prevent, by any means available, spillage from entering drains or water courses.</li> <li>‣ No smoking, naked lights or ignition sources.</li> <li>‣ Increase ventilation.</li> <li>‣ Stop leak if safe to do so.</li> <li>‣ <b>DO NOT USE WATER OR NEUTRALISING AGENTS INDISCRIMINATELY ON LARGE SPILLS.</b></li> <li>‣ Absorb or cover spill with sand, earth, inert material or vermiculite and cover with white mineral oil.</li> <li>‣ Collect recoverable product into labelled containers for recycling.</li> <li>‣ Collect residues and seal in labelled drums for disposal.</li> <li>‣ Wash spill area with detergent and water.</li> <li>‣ After clean up operations, decontaminate and launder all protective clothing and equipment before storing and re-using.</li> <li>‣ If contamination of drains or waterways occurs as a result of the above actions, advise emergency services.</li> </ul>

Personal Protective Equipment advice is contained in Section 8 of the SDS.

### SECTION 7 Handling and storage

#### Precautions for safe handling

<b>Safe handling</b>	<ul style="list-style-type: none"> <li>‣ Avoid all personal contact, including inhalation.</li> <li>‣ Wear protective clothing when risk of overexposure occurs.</li> </ul>
----------------------	---

**t-Butylmagnesium chloride 1M solution in THF**

	<ul style="list-style-type: none"> <li>▶ Use in a well-ventilated area.</li> <li>▶ Avoid contact with moisture.</li> <li>▶ Avoid smoking, naked lights or ignition sources.</li> <li>▶ Avoid contact with incompatible materials.</li> <li>▶ <b>When handling, DO NOT eat, drink or smoke.</b></li> <li>▶ Keep containers securely sealed when not in use.</li> <li>▶ Avoid physical damage to containers.</li> <li>▶ Always wash hands with soap and water after handling.</li> <li>▶ Work clothes should be laundered separately and before re-use</li> <li>▶ Use good occupational work practice.</li> <li>▶ Observe manufacturer's storage and handling recommendations contained within this SDS.</li> <li>▶ Atmosphere should be regularly checked against established exposure standards to ensure safe working conditions are maintained.</li> <li>▶ Containers, even those that have been emptied, may contain explosive vapours.</li> <li>▶ Do NOT cut, drill, grind, weld or perform similar operations on or near containers.</li> </ul>
<p style="text-align: center;"><b>Other information</b></p>	<p><b>FOR TANKS:</b></p> <ul style="list-style-type: none"> <li>▶ The tanks must be pressure vessels designed to an approved standard.</li> <li>▶ The liquid inlet and outlet openings on the tanks must be provided with remote shut-off valves which close automatically in the event of fire.</li> <li>▶ Precaution has been taken in the design and operation of the tanks to prevent the entry of moisture into the tanks.</li> <li>▶ If two or more tanks are located in the same spill compound, the compound must be constructed so that any spillage is drained to a catchment located at a sufficient distance from all tanks to ensure that the tanks will not be affected by a fire in the catchment area.</li> <li>▶ The tanks and spill collection compounds should be at least 30 metres from tanks containing other dangerous goods where dangerous goods are stored or processed.</li> </ul>

**Conditions for safe storage, including any incompatibilities**

<p style="text-align: center;"><b>Suitable container</b></p>	<p>For low viscosity materials and solids: Drums and jerricans must be of the non-removable head type. Where a can is to be used as an inner package, the can must have a screwed enclosure. For materials with a viscosity of at least 2680 cSt. (23 deg. C):</p> <ul style="list-style-type: none"> <li>▶ Removable head packaging and</li> <li>▶ cans with friction closures may be used.</li> </ul> <p>-</p> <p>Where combination packages are used, there must be sufficient inert absorbent material to absorb completely any leakage that may occur, unless the outer packaging is a close fitting moulded plastic box and the substances are not incompatible with the plastic. All combination packages for Packing group I and II must contain cushioning material.</p>
<p style="text-align: center;"><b>Storage incompatibility</b></p>	<ul style="list-style-type: none"> <li>▶ Segregate from alcohol, water.</li> <li>▶ Avoid reaction with oxidising agents</li> </ul> <p>Organometallics:</p> <ul style="list-style-type: none"> <li>▶ are incompatible with acids and bases,</li> <li>▶ are good reducing agents and therefore incompatible with oxidising agents,</li> <li>▶ often react with water to generate toxic or flammable gases,</li> <li>▶ containing halogens (fluorine, chlorine, bromine, iodine) bonded to the metal typically will generate gaseous hydrohalic acids (HF, HCl, HBr, HI) with water.</li> </ul>

**SECTION 8 Exposure controls / personal protection**

**Control parameters**

**Occupational Exposure Limits (OEL)**

**INGREDIENT DATA**

Not Available

**Emergency Limits**

Ingredient	TEEL-1	TEEL-2	TEEL-3
t-Butylmagnesium chloride 1M solution in THF	Not Available	Not Available	Not Available

Ingredient	Original IDLH	Revised IDLH
t-Butylmagnesium chloride 1M solution in THF	Not Available	Not Available

**Occupational Exposure Banding**


## t-Butylmagnesium chloride 1M solution in THF

Ingredient	Occupational Exposure Band Rating	Occupational Exposure Band Limit
t-Butylmagnesium chloride 1M solution in THF	E	≤ 0.1 ppm
<b>Notes:</b>	<i>Occupational exposure banding is a process of assigning chemicals into specific categories or bands based on a chemical's potency and the adverse health outcomes associated with exposure. The output of this process is an occupational exposure band (OEB), which corresponds to a range of exposure concentrations that are expected to protect worker health.</i>	

## Exposure controls

<b>Appropriate engineering controls</b>	<p>Engineering controls are used to remove a hazard or place a barrier between the worker and the hazard. Well-designed engineering controls can be highly effective in protecting workers and will typically be independent of worker interactions to provide this high level of protection.</p> <p>The basic types of engineering controls are:</p> <p>Process controls which involve changing the way a job activity or process is done to reduce the risk.</p> <p>Enclosure and/or isolation of emission source which keeps a selected hazard "physically" away from the worker and ventilation that strategically "adds" and "removes" air in the work environment. Ventilation can remove or dilute an air contaminant if designed properly. The design of a ventilation system must match the particular process and chemical or contaminant in use. Employers may need to use multiple types of controls to prevent employee overexposure.</p> <p>General exhaust is adequate under normal operating conditions. If risk of overexposure exists, wear SAA approved respirator. Correct fit is essential to obtain adequate protection. Provide adequate ventilation in warehouse or closed storage areas. Air contaminants generated in the workplace possess varying "escape" velocities which, in turn, determine the "capture velocities" of fresh circulating air required to effectively remove the contaminant.</p>										
	<table border="1"> <thead> <tr> <th>Type of Contaminant:</th> <th>Air Speed:</th> </tr> </thead> <tbody> <tr> <td>solvent, vapours, degreasing etc., evaporating from tank (in still air)</td> <td>0.25-0.5 m/s (50-100 f/min)</td> </tr> <tr> <td>aerosols, fumes from pouring operations, intermittent container filling, low speed conveyer transfers, welding, spray drift, plating acid fumes, pickling (released at low velocity into zone of active generation)</td> <td>0.5-1 m/s (100-200 f/min.)</td> </tr> <tr> <td>direct spray, spray painting in shallow booths, drum filling, conveyer loading, crusher dusts, gas discharge (active generation into zone of rapid air motion)</td> <td>1-2.5 m/s (200-500 f/min)</td> </tr> <tr> <td>grinding, abrasive blasting, tumbling, high speed wheel generated dusts (released at high initial velocity into zone of very high rapid air motion).</td> <td>2.5-10 m/s (500-2000 f/min.)</td> </tr> </tbody> </table>	Type of Contaminant:	Air Speed:	solvent, vapours, degreasing etc., evaporating from tank (in still air)	0.25-0.5 m/s (50-100 f/min)	aerosols, fumes from pouring operations, intermittent container filling, low speed conveyer transfers, welding, spray drift, plating acid fumes, pickling (released at low velocity into zone of active generation)	0.5-1 m/s (100-200 f/min.)	direct spray, spray painting in shallow booths, drum filling, conveyer loading, crusher dusts, gas discharge (active generation into zone of rapid air motion)	1-2.5 m/s (200-500 f/min)	grinding, abrasive blasting, tumbling, high speed wheel generated dusts (released at high initial velocity into zone of very high rapid air motion).	2.5-10 m/s (500-2000 f/min.)
	Type of Contaminant:	Air Speed:									
	solvent, vapours, degreasing etc., evaporating from tank (in still air)	0.25-0.5 m/s (50-100 f/min)									
	aerosols, fumes from pouring operations, intermittent container filling, low speed conveyer transfers, welding, spray drift, plating acid fumes, pickling (released at low velocity into zone of active generation)	0.5-1 m/s (100-200 f/min.)									
	direct spray, spray painting in shallow booths, drum filling, conveyer loading, crusher dusts, gas discharge (active generation into zone of rapid air motion)	1-2.5 m/s (200-500 f/min)									
	grinding, abrasive blasting, tumbling, high speed wheel generated dusts (released at high initial velocity into zone of very high rapid air motion).	2.5-10 m/s (500-2000 f/min.)									
	<p>Within each range the appropriate value depends on:</p> <table border="1"> <thead> <tr> <th>Lower end of the range</th> <th>Upper end of the range</th> </tr> </thead> <tbody> <tr> <td>1: Room air currents minimal or favourable to capture</td> <td>1: Disturbing room air currents</td> </tr> <tr> <td>2: Contaminants of low toxicity or of nuisance value only</td> <td>2: Contaminants of high toxicity</td> </tr> <tr> <td>3: Intermittent, low production.</td> <td>3: High production, heavy use</td> </tr> <tr> <td>4: Large hood or large air mass in motion</td> <td>4: Small hood - local control only</td> </tr> </tbody> </table>	Lower end of the range	Upper end of the range	1: Room air currents minimal or favourable to capture	1: Disturbing room air currents	2: Contaminants of low toxicity or of nuisance value only	2: Contaminants of high toxicity	3: Intermittent, low production.	3: High production, heavy use	4: Large hood or large air mass in motion	4: Small hood - local control only
	Lower end of the range	Upper end of the range									
	1: Room air currents minimal or favourable to capture	1: Disturbing room air currents									
2: Contaminants of low toxicity or of nuisance value only	2: Contaminants of high toxicity										
3: Intermittent, low production.	3: High production, heavy use										
4: Large hood or large air mass in motion	4: Small hood - local control only										
<p>Simple theory shows that air velocity falls rapidly with distance away from the opening of a simple extraction pipe. Velocity generally decreases with the square of distance from the extraction point (in simple cases). Therefore the air speed at the extraction point should be adjusted, accordingly, after reference to distance from the contaminating source. The air velocity at the extraction fan, for example, should be a minimum of 1-2 m/s (200-400 f/min.) for extraction of solvents generated in a tank 2 meters distant from the extraction point. Other mechanical considerations, producing performance deficits within the extraction apparatus, make it essential that theoretical air velocities are multiplied by factors of 10 or more when extraction systems are installed or used.</p> <p>Engineering controls are used to remove a hazard or place a barrier between the worker and the hazard. Well-designed engineering controls can be highly effective in protecting workers and will typically be independent of worker interactions to provide this high level of protection.</p> <p>The basic types of engineering controls are:</p> <p>Process controls which involve changing the way a job activity or process is done to reduce the risk.</p> <p>Enclosure and/or isolation of emission source which keeps a selected hazard "physically" away from the worker and ventilation that strategically "adds" and "removes" air in the work environment. Ventilation can remove or dilute an air contaminant if designed properly. The design of a ventilation system must match the particular process and chemical or contaminant in use. Employers may need to use multiple types of controls to prevent employee overexposure.</p>											
<p>Engineering controls are used to remove a hazard or place a barrier between the worker and the hazard. Well-designed engineering controls can be highly effective in protecting workers and will typically be independent of worker interactions to provide this high level of protection</p> <p>The basic types of engineering controls are:</p> <ul style="list-style-type: none"> <li>▸ Process controls which involve changing the way a job activity or process is done to reduce the risk.</li> <li>▸ Enclosure and/or isolation of emission source which keeps a selected hazard "physically" away from the worker and</li> <li>▸ Ventilation that strategically "adds" and "removes" air in the work environment. Ventilation can remove or dilute an air</li> </ul>											

## t-Butylmagnesium chloride 1M solution in THF

	<p>contaminant if designed properly. The design of a ventilation system must match the particular process and chemical or contaminant in use.</p> <p>Employers may need to use multiple types of controls to prevent employee overexposure</p>
<b>Individual protection measures, such as personal protective equipment</b>	
<b>Eye and face protection</b>	<ul style="list-style-type: none"> <li>▶ Safety glasses with side shields.</li> <li>▶ Chemical goggles. [AS/NZS 1337.1, EN166 or national equivalent]</li> <li>▶ Contact lenses may pose a special hazard; soft contact lenses may absorb and concentrate irritants. A written policy document, describing the wearing of lenses or restrictions on use, should be created for each workplace or task. This should include a review of lens absorption and adsorption for the class of chemicals in use and an account of injury experience. Medical and first-aid personnel should be trained in their removal and suitable equipment should be readily available. In the event of chemical exposure, begin eye irrigation immediately and remove contact lens as soon as practicable. Lens should be removed at the first signs of eye redness or irritation - lens should be removed in a clean environment only after workers have washed hands thoroughly. [CDC NIOSH Current Intelligence Bulletin 59].</li> </ul>
<b>Skin protection</b>	See Hand protection below
<b>Hands/feet protection</b>	<p>The selection of suitable gloves does not only depend on the material, but also on further marks of quality which vary from manufacturer to manufacturer. Where the chemical is a preparation of several substances, the resistance of the glove material can not be calculated in advance and has therefore to be checked prior to the application.</p> <p>The exact break through time for substances has to be obtained from the manufacturer of the protective gloves and has to be observed when making a final choice.</p> <p>Personal hygiene is a key element of effective hand care. Gloves must only be worn on clean hands. After using gloves, hands should be washed and dried thoroughly. Application of a non-perfumed moisturiser is recommended.</p> <p>Suitability and durability of glove type is dependent on usage. Important factors in the selection of gloves include:</p> <ul style="list-style-type: none"> <li>- frequency and duration of contact,</li> <li>- chemical resistance of glove material,</li> <li>- glove thickness and</li> <li>- dexterity</li> </ul> <p>Select gloves tested to a relevant standard (e.g. Europe EN 374, US F739, AS/NZS 2161.1 or national equivalent).</p> <ul style="list-style-type: none"> <li>- When prolonged or frequently repeated contact may occur, a glove with a protection class of 5 or higher (breakthrough time greater than 240 minutes according to EN 374, AS/NZS 2161.10.1 or national equivalent) is recommended.</li> <li>- When only brief contact is expected, a glove with a protection class of 3 or higher (breakthrough time greater than 60 minutes according to EN 374, AS/NZS 2161.10.1 or national equivalent) is recommended.</li> <li>- Some glove polymer types are less affected by movement and this should be taken into account when considering gloves for long-term use.</li> <li>- Contaminated gloves should be replaced.</li> </ul> <p>As defined in ASTM F-739-96 in any application, gloves are rated as:</p> <ul style="list-style-type: none"> <li>- Excellent when breakthrough time &gt; 480 min</li> <li>- Good when breakthrough time &gt; 20 min</li> <li>- Fair when breakthrough time &lt; 20 min</li> <li>- Poor when glove material degrades</li> </ul> <p>For general applications, gloves with a thickness typically greater than 0.35 mm, are recommended.</p> <p>It should be emphasised that glove thickness is not necessarily a good predictor of glove resistance to a specific chemical, as the permeation efficiency of the glove will be dependent on the exact composition of the glove material. Therefore, glove selection should also be based on consideration of the task requirements and knowledge of breakthrough times.</p> <p>Glove thickness may also vary depending on the glove manufacturer, the glove type and the glove model. Therefore, the manufacturers technical data should always be taken into account to ensure selection of the most appropriate glove for the task.</p> <p>Note: Depending on the activity being conducted, gloves of varying thickness may be required for specific tasks. For example:</p> <ul style="list-style-type: none"> <li>- Thinner gloves (down to 0.1 mm or less) may be required where a high degree of manual dexterity is needed. However, these gloves are only likely to give short duration protection and would normally be just for single use applications, then disposed of.</li> <li>- Thicker gloves (up to 3 mm or more) may be required where there is a mechanical (as well as a chemical) risk i.e. where there is abrasion or puncture potential</li> </ul> <p>Gloves must only be worn on clean hands. After using gloves, hands should be washed and dried thoroughly. Application of a non-perfumed moisturiser is recommended.</p> <ul style="list-style-type: none"> <li>▶ Wear chemical protective gloves, e.g. PVC.</li> <li>▶ Wear safety footwear or safety gumboots, e.g. Rubber</li> </ul>
<b>Body protection</b>	See Other protection below
<b>Other protection</b>	<ul style="list-style-type: none"> <li>▶ Overalls.</li> <li>▶ Eyewash unit.</li> <li>▶ Barrier cream.</li> <li>▶ Skin cleansing cream.</li> <li>▶ Some plastic personal protective equipment (PPE) (e.g. gloves, aprons, overshoes) are not recommended as they may produce static electricity.</li> <li>▶ For large scale or continuous use wear tight-weave non-static clothing (no metallic fasteners, cuffs or pockets).</li> <li>▶ Non sparking safety or conductive footwear should be considered. Conductive footwear describes a boot or shoe with a sole made from a conductive compound chemically bound to the bottom components, for permanent control to electrically ground the foot and shall dissipate static electricity from the body to reduce the possibility of ignition of volatile compounds. Electrical</li> </ul>

## t-Butylmagnesium chloride 1M solution in THF

resistance must range between 0 to 500,000 ohms. Conductive shoes should be stored in lockers close to the room in which they are worn. Personnel who have been issued conductive footwear should not wear them from their place of work to their homes and return.

## SECTION 9 Physical and chemical properties

## Information on basic physical and chemical properties

<b>Appearance</b>	Not Available		
<b>Physical state</b>	Liquid	<b>Relative density (Water = 1)</b>	Not Available
<b>Odour</b>	Not Available	<b>Partition coefficient n-octanol / water</b>	Not Available
<b>Odour threshold</b>	Not Available	<b>Auto-ignition temperature (°C)</b>	Not Available
<b>pH (as supplied)</b>	Not Available	<b>Decomposition temperature (°C)</b>	Not Available
<b>Melting point / freezing point (°C)</b>	Not Available	<b>Viscosity (cSt)</b>	Not Available
<b>Initial boiling point and boiling range (°C)</b>	Not Available	<b>Molecular weight (g/mol)</b>	Not Available
<b>Flash point (°C)</b>	Not Available	<b>Taste</b>	Not Available
<b>Evaporation rate</b>	Not Available	<b>Explosive properties</b>	Not Available
<b>Flammability</b>	Not Available	<b>Oxidising properties</b>	Not Available
<b>Upper Explosive Limit (%)</b>	Not Available	<b>Surface Tension (dyn/cm or mN/m)</b>	Not Available
<b>Lower Explosive Limit (%)</b>	Not Available	<b>Volatile Component (%vol)</b>	Not Available
<b>Vapour pressure (kPa)</b>	Not Available	<b>Gas group</b>	Not Available
<b>Solubility in water</b>	Not Available	<b>pH as a solution (1%)</b>	Not Available
<b>Vapour density (Air = 1)</b>	Not Available	<b>VOC g/L</b>	Not Available

## SECTION 10 Stability and reactivity

<b>Reactivity</b>	See section 7
<b>Chemical stability</b>	<ul style="list-style-type: none"> <li>▸ May heat spontaneously</li> <li>▸ Identify and remove sources of ignition and heating.</li> <li>▸ Incompatible material, especially oxidisers, and/or other sources of oxygen may produce unstable product(s).</li> <li>▸ Avoid sources of water contamination (e.g. rain water, moisture, high humidity).</li> <li>▸ Avoid contact with oxygenated solvents/ reagents such as alcohols.</li> </ul>
<b>Possibility of hazardous reactions</b>	See section 7
<b>Conditions to avoid</b>	See section 7
<b>Incompatible materials</b>	See section 7
<b>Hazardous decomposition products</b>	See section 5

## SECTION 11 Toxicological information

## Information on toxicological effects

<b>Inhaled</b>	The material is not thought to produce adverse health effects or irritation of the respiratory tract (as classified by EC Directives using animal models). Nevertheless, good hygiene practice requires that exposure be kept to a minimum and that suitable control measures be used in an occupational setting.
----------------	---



## t-Butylmagnesium chloride 1M solution in THF

<b>Ingestion</b>	The material has <b>NOT</b> been classified by EC Directives or other classification systems as "harmful by ingestion". This is because of the lack of corroborating animal or human evidence.
<b>Skin Contact</b>	The material is not thought to produce adverse health effects or skin irritation following contact (as classified by EC Directives using animal models). Nevertheless, good hygiene practice requires that exposure be kept to a minimum and that suitable gloves be used in an occupational setting.
<b>Eye</b>	If applied to the eyes, this material causes severe eye damage.
<b>Chronic</b>	Long-term exposure to the product is not thought to produce chronic effects adverse to the health (as classified by EC Directives using animal models); nevertheless exposure by all routes should be minimised as a matter of course.

**Legend:** 1. Value obtained from Europe ECHA Registered Substances - Acute toxicity 2. Value obtained from manufacturer's SDS. Unless otherwise specified data extracted from RTECS - Register of Toxic Effect of chemical Substances

<b>Acute Toxicity</b>	✗	<b>Carcinogenicity</b>	✓
<b>Skin Irritation/Corrosion</b>	✓	<b>Reproductivity</b>	✗
<b>Serious Eye Damage/Irritation</b>	✓	<b>STOT - Single Exposure</b>	✓
<b>Respiratory or Skin sensitisation</b>	✗	<b>STOT - Repeated Exposure</b>	✗
<b>Mutagenicity</b>	✗	<b>Aspiration Hazard</b>	✗

**Legend:** ✗ – Data either not available or does not fill the criteria for classification  
✓ – Data available to make classification

## SECTION 12 Ecological information

## Toxicity

**Legend:** Extracted from 1. IUCLID Toxicity Data 2. Europe ECHA Registered Substances - Ecotoxicological Information - Aquatic Toxicity 4. US EPA, Ecotox database - Aquatic Toxicity Data 5. ECETOC Aquatic Hazard Assessment Data 6. NITE (Japan) - Bioconcentration Data 7. METI (Japan) - Bioconcentration Data 8. Vendor Data

## Persistence and degradability

Ingredient	Persistence: Water/Soil	Persistence: Air
	No Data available for all ingredients	No Data available for all ingredients

## Bioaccumulative potential

Ingredient	Bioaccumulation
	No Data available for all ingredients

## Mobility in soil

Ingredient	Mobility
	No Data available for all ingredients

## SECTION 13 Disposal considerations

## Waste treatment methods



<b>Product / Packaging disposal</b>	<p>Legislation addressing waste disposal requirements may differ by country, state and/ or territory. Each user must refer to laws operating in their area. In some areas, certain wastes must be tracked.</p> <p>A Hierarchy of Controls seems to be common - the user should investigate:</p> <ul style="list-style-type: none"> <li>▸ Reduction</li> <li>▸ Reuse</li> <li>▸ Recycling</li> <li>▸ Disposal (if all else fails)</li> </ul> <p>This material may be recycled if unused, or if it has not been contaminated so as to make it unsuitable for its intended use. If it</p>
-------------------------------------	--

**t-Butylmagnesium chloride 1M solution in THF**

	<p>has been contaminated, it may be possible to reclaim the product by filtration, distillation or some other means. Shelf life considerations should also be applied in making decisions of this type. Note that properties of a material may change in use, and recycling or reuse may not always be appropriate.</p> <p>Empty containers retain product residues and can be dangerous</p> <ul style="list-style-type: none"> <li>· Dispose of unused product</li> <li>· DO NOT expose opened/ empty containers to moisture/ water, heat, flame, sparks, static electricity, or other sources of ignition.</li> <li>· They may explode and cause injury or death             <ul style="list-style-type: none"> <li>▸ <b>DO NOT allow wash water from cleaning or process equipment to enter drains.</b></li> <li>▸ It may be necessary to collect all wash water for treatment before disposal.</li> <li>▸ In all cases disposal to sewer may be subject to local laws and regulations and these should be considered first.</li> <li>▸ Where in doubt contact the responsible authority.</li> </ul> </li> </ul>
--	---

**SECTION 14 Transport information**

**Labels Required**

	 
<b>Marine Pollutant</b>	NO

**Land transport (ADR-RID)**

<b>UN number or ID number</b>	3399	
<b>UN proper shipping name</b>	ORGANOMETALLIC SUBSTANCE, LIQUID, WATER-REACTIVE, FLAMMABLE	
<b>Transport hazard class(es)</b>	Class	4.3
	Subsidiary risk	3
<b>Packing group</b>	I	
<b>Environmental hazard</b>	Not Applicable	
<b>Special precautions for user</b>	Hazard identification (Kemler)	X323
	Classification code	WF1
	Hazard Label	4.3 +3
	Special provisions	274
	Limited quantity	0
	Tunnel Restriction Code	0 (B/E)

**Air transport (ICAO-IATA / DGR)**

<b>UN number</b>	3399	
<b>UN proper shipping name</b>	Organometallic substance, liquid, water-reactive, flammable *	
<b>Transport hazard class(es)</b>	ICAO/IATA Class	4.3
	ICAO / IATA Subrisk	3
	ERG Code	4FW
<b>Packing group</b>	I	
<b>Environmental hazard</b>	Not Applicable	
<b>Special precautions for user</b>	Special provisions	A3 A803
	Cargo Only Packing Instructions	494
	Cargo Only Maximum Qty / Pack	1 L
	Passenger and Cargo Packing Instructions	Forbidden
	Passenger and Cargo Maximum Qty / Pack	Forbidden
	Passenger and Cargo Limited Quantity Packing Instructions	Forbidden
	Passenger and Cargo Limited Maximum Qty / Pack	Forbidden

**Sea transport (IMDG-Code / GGVSee)**

## t-Butylmagnesium chloride 1M solution in THF

<b>UN number</b>	3399	
<b>UN proper shipping name</b>	ORGANOMETALLIC SUBSTANCE, LIQUID, WATER-REACTIVE, FLAMMABLE	
<b>Transport hazard class(es)</b>	IMDG Class	4.3
	IMDG Subrisk	3
<b>Packing group</b>	I	
<b>Environmental hazard</b>	Not Applicable	
<b>Special precautions for user</b>	EMS Number	F-G, S-N
	Special provisions	274
	Limited Quantities	0

## Inland waterways transport (ADN)

<b>UN number</b>	3399	
<b>UN proper shipping name</b>	ORGANOMETALLIC SUBSTANCE, LIQUID, WATER REACTIVE, FLAMMABLE	
<b>Transport hazard class(es)</b>	4.3	3
<b>Packing group</b>	I	
<b>Environmental hazard</b>	Not Applicable	
<b>Special precautions for user</b>	Classification code	WF1
	Special provisions	274
	Limited quantity	0
	Equipment required	PP, EX, A
	Fire cones number	1

## Transport in bulk according to Annex II of MARPOL and the IBC code

Not Applicable

## Transport in bulk in accordance with MARPOL Annex V and the IMSBC Code

Product name	Group
t-Butylmagnesium chloride 1M solution in THF	Not Available

## Transport in bulk in accordance with the IGC Code

Product name	Ship Type
t-Butylmagnesium chloride 1M solution in THF	Not Available

## SECTION 15 Regulatory information

## Safety, health and environmental regulations / legislation specific for the substance or mixture

t-Butylmagnesium chloride 1M solution in THF is found on the following regulatory lists

Europe EC Inventory

European Union - European Inventory of Existing Commercial Chemical Substances (EINECS)

## National Inventory Status

National Inventory	Status
Australia - AIIIC / Australia Non-Industrial Use	No (t-Butylmagnesium chloride 1M solution in THF)
Canada - DSL	No (t-Butylmagnesium chloride 1M solution in THF)
Canada - NDSL	No (t-Butylmagnesium chloride 1M solution in THF)
China - IECSC	No (t-Butylmagnesium chloride 1M solution in THF)
Europe - EINEC / ELINCS / NLP	Yes

**t-Butylmagnesium chloride 1M solution in THF**

National Inventory	Status
Japan - ENCS	Yes
Korea - KECI	No (t-Butylmagnesium chloride 1M solution in THF)
New Zealand - NZIoC	Yes
Philippines - PICCS	No (t-Butylmagnesium chloride 1M solution in THF)
USA - TSCA	No (t-Butylmagnesium chloride 1M solution in THF)
Taiwan - TCSI	Yes
Mexico - INSQ	No (t-Butylmagnesium chloride 1M solution in THF)
Vietnam - NCI	Yes
Russia - FBEPH	No (t-Butylmagnesium chloride 1M solution in THF)
<b>Legend:</b>	Yes = All CAS declared ingredients are on the inventory No = One or more of the CAS listed ingredients are not on the inventory. These ingredients may be exempt or will require registration.

**SECTION 16 Other information**

<b>Revision Date</b>	11/07/2023
<b>Initial Date</b>	11/07/2023

**SDS Version Summary**

Version	Date of Update	Sections Updated
1.2	11/07/2023	Toxicological information - Acute Health (eye), CAS Number, Hazards identification - Classification, Exposure controls / personal protection - Engineering Control, Exposure controls / personal protection - Exposure Standard, First Aid measures - First Aid (eye), Composition / information on ingredients - Ingredients, Korean MSDS Number, Exposure controls / personal protection - Personal Protection (eye), Exposure controls / personal protection - Personal Protection (hands/feet), Identification of the substance / mixture and of the company / undertaking - Supplier Information, Identification of the substance / mixture and of the company / undertaking - Synonyms

**Other information**

Classification of the preparation and its individual components has drawn on official and authoritative sources as well as independent review by the Chemwatch Classification committee using available literature references.

The SDS is a Hazard Communication tool and should be used to assist in the Risk Assessment. Many factors determine whether the reported Hazards are Risks in the workplace or other settings. Risks may be determined by reference to Exposures Scenarios. Scale of use, frequency of use and current or available engineering controls must be considered.

For detailed advice on Personal Protective Equipment, refer to the following EU CEN Standards:

- EN 166 Personal eye-protection
- EN 340 Protective clothing
- EN 374 Protective gloves against chemicals and micro-organisms
- EN 13832 Footwear protecting against chemicals
- EN 133 Respiratory protective devices

**Definitions and abbreviations**

- PC - TWA: Permissible Concentration-Time Weighted Average
- PC - STEL: Permissible Concentration-Short Term Exposure Limit
- IARC: International Agency for Research on Cancer
- ACGIH: American Conference of Governmental Industrial Hygienists
- STEL: Short Term Exposure Limit
- TEEL: Temporary Emergency Exposure Limit,
- IDLH: Immediately Dangerous to Life or Health Concentrations
- ES: Exposure Standard
- OSF: Odour Safety Factor
- NOAEL :No Observed Adverse Effect Level
- LOAEL: Lowest Observed Adverse Effect Level
- TLV: Threshold Limit Value
- LOD: Limit Of Detection
- OTV: Odour Threshold Value
- BCF: BioConcentration Factors
- BEI: Biological Exposure Index
- AIIIC: Australian Inventory of Industrial Chemicals
- DSL: Domestic Substances List
- NDSL: Non-Domestic Substances List

**t-Butylmagnesium chloride 1M solution in THF**

IECSC: Inventory of Existing Chemical Substance in China  
 EINECS: European INventory of Existing Commercial chemical Substances  
 ELINCS: European List of Notified Chemical Substances  
 NLP: No-Longer Polymers  
 ENCS: Existing and New Chemical Substances Inventory  
 KECI: Korea Existing Chemicals Inventory  
 NZIoC: New Zealand Inventory of Chemicals  
 PICCS: Philippine Inventory of Chemicals and Chemical Substances  
 TSCA: Toxic Substances Control Act  
 TCSI: Taiwan Chemical Substance Inventory  
 INSQ: Inventario Nacional de Sustancias Químicas  
 NCI: National Chemical Inventory  
 FBEPH: Russian Register of Potentially Hazardous Chemical and Biological Substances

**Classification and procedure used to derive the classification for mixtures according to Regulation (EC) 1272/2008 [CLP]**

<b>Classification according to regulation (EC) No 1272/2008 [CLP] and amendments</b>	<b>Classification Procedure</b>
Substances and Mixtures which in Contact with Water Emit Flammable Gases Category 1, H260	Expert judgement
Skin Corrosion/Irritation Category 1B, H314	Expert judgement
Serious Eye Damage/Eye Irritation Category 1, H318	Calculation method
Specific Target Organ Toxicity - Single Exposure (Respiratory Tract Irritation) Category 3 , H335	Expert judgement
Flammable Liquids Category 1, H224	Calculation method
Substances and Mixtures which in Contact with Water Emit Flammable Gases Category 2, H261	On basis of test data
Carcinogenicity Category 2, H351	Expert judgement