



# Hexyl chloroformate

## Apollo Scientific

Chemwatch Hazard Alert Code: 3

Part Number: OR30504

Version No: 2.2

Safety Data Sheet

Issue Date: 05/07/2023

Print Date: 05/07/2023

S.GHS.GB-NIR.EN

### SECTION 1 Identification of the substance / mixture and of the company / undertaking

#### Product Identifier

Product name	Hexyl chloroformate
Chemical Name	hexyl chloroformate
Synonyms	Not Available
Proper shipping name	CHLOROFORMATES, TOXIC, CORROSIVE, N.O.S.
Chemical formula	C7H13ClO2
Other means of identification	Not Available
CAS number	6092-54-2*

#### Relevant identified uses of the substance or mixture and uses advised against

Relevant identified uses	Not Available
--------------------------	---------------

#### Details of the manufacturer or supplier of the safety data sheet

Registered company name	Apollo Scientific	Apollo Scientific Ltd
Address	Whitefield Road, Bredbury SK62QR United Kingdom	Whitefield Road, Bredbury Cheshire SK6 2QR United Kingdom (NI)
Telephone	01614060505	+44(0) 161 406 0505
Fax	0161 406 0506	Not Available
Website	<a href="http://www.apolloscientific.co.uk/">http://www.apolloscientific.co.uk/</a>	<a href="http://apolloscientific.co.uk">apolloscientific.co.uk</a>
Email	sales@apolloscientific.co.uk	sales@apolloscientific.co.uk

#### Emergency telephone number

Association / Organisation	Not Available
Emergency telephone numbers	Not Available
Other emergency telephone numbers	Not Available

### SECTION 2 Hazards identification


#### Classification of the substance or mixture

Classification according to regulation (EC) No 1272/2008 [CLP] and	H311 - Acute Toxicity (Dermal) Category 3, H314 - Skin Corrosion/Irritation Category 1B, H318 - Serious Eye Damage/Eye Irritation Category 1, H331 - Acute Toxicity (Inhalation) Category 3, H301 - Acute Toxicity (Oral) Category 3
--	--

## Hexyl chloroformate

amendments <sup>[1]</sup>	
<b>Legend:</b>	1. Classified by Chemwatch; 2. Classification drawn from Regulation (EU) No 1272/2008 - Annex VI

## Label elements

Hazard pictogram(s)	
Signal word	<b>Danger</b>

## Hazard statement(s)

H311	Toxic in contact with skin.
H314	Causes severe skin burns and eye damage.
H331	Toxic if inhaled.
H301	Toxic if swallowed.

## Precautionary statement(s) Prevention

P260	Do not breathe mist/vapours/spray.
P264	Wash all exposed external body areas thoroughly after handling.
P270	Do not eat, drink or smoke when using this product.
P271	Use only outdoors or in a well-ventilated area.
P280	Wear protective gloves, protective clothing, eye protection and face protection.

## Precautionary statement(s) Response

P301+P310	IF SWALLOWED: Immediately call a POISON CENTER/doctor/physician/first aider.
P301+P330+P331	IF SWALLOWED: Rinse mouth. Do NOT induce vomiting.
P303+P361+P353	IF ON SKIN (or hair): Take off immediately all contaminated clothing. Rinse skin with water [or shower].
P305+P351+P338	IF IN EYES: Rinse cautiously with water for several minutes. Remove contact lenses, if present and easy to do. Continue rinsing.
P302+P352	IF ON SKIN: Wash with plenty of water.
P363	Wash contaminated clothing before reuse.
P304+P340	IF INHALED: Remove person to fresh air and keep comfortable for breathing.
P361+P364	Take off immediately all contaminated clothing and wash it before reuse.

## Precautionary statement(s) Storage

P403+P233	Store in a well-ventilated place. Keep container tightly closed.
P405	Store locked up.

## Precautionary statement(s) Disposal

P501	Dispose of contents/container to authorised hazardous or special waste collection point in accordance with any local regulation.
------	--

## SECTION 3 Composition / information on ingredients

## Substances

CAS No	%[weight]	Name	Classification according to regulation (EC) No 1272/2008 [CLP] and amendments	SCL / M-Factor
6092-54-2*	100	<u>Hexyl chloroformate</u>	Acute Toxicity (Dermal) Category 3, Skin Corrosion/Irritation Category 1B, Serious Eye Damage/Eye Irritation Category 1, Acute Toxicity (Inhalation) Category 3, Acute Toxicity (Oral) Category 3; H311, H314, H331, H301 <sup>[1]</sup>	Not Available

**Legend:** 1. Classified by Chemwatch; 2. Classification drawn from Regulation (EU) No 1272/2008 - Annex VI; 3. Classification drawn from C&L; \* EU IOELVs available; [e] Substance identified as having endocrine disrupting properties

## Mixtures

See section above for composition of Substances

**Hexyl chloroformate**

**SECTION 4 First aid measures**

**Description of first aid measures**

<b>Eye Contact</b>	<p>If this product comes in contact with the eyes:</p> <ul style="list-style-type: none"><li>▶ Immediately hold eyelids apart and flush the eye continuously with running water.</li><li>▶ Ensure complete irrigation of the eye by keeping eyelids apart and away from eye and moving the eyelids by occasionally lifting the upper and lower lids.</li><li>▶ Continue flushing until advised to stop by the Poisons Information Centre or a doctor, or for at least 15 minutes.</li><li>▶ Transport to hospital or doctor without delay.</li><li>▶ Removal of contact lenses after an eye injury should only be undertaken by skilled personnel.</li></ul>
<b>Skin Contact</b>	<p>If skin or hair contact occurs:</p> <ul style="list-style-type: none"><li>▶ Immediately flush body and clothes with large amounts of water, using safety shower if available.</li><li>▶ Quickly remove all contaminated clothing, including footwear.</li><li>▶ Wash skin and hair with running water. Continue flushing with water until advised to stop by the Poisons Information Centre.</li><li>▶ Transport to hospital, or doctor.</li></ul>
<b>Inhalation</b>	<ul style="list-style-type: none"><li>▶ If fumes or combustion products are inhaled remove from contaminated area.</li><li>▶ Lay patient down. Keep warm and rested.</li><li>▶ Prosthesis such as false teeth, which may block airway, should be removed, where possible, prior to initiating first aid procedures.</li><li>▶ Apply artificial respiration if not breathing, preferably with a demand valve resuscitator, bag-valve mask device, or pocket mask as trained. Perform CPR if necessary.</li><li>▶ Transport to hospital, or doctor, without delay.</li><li>▶ Inhalation of vapours or aerosols (mists, fumes) may cause lung oedema.</li><li>▶ Corrosive substances may cause lung damage (e.g. lung oedema, fluid in the lungs).</li><li>▶ As this reaction may be delayed up to 24 hours after exposure, affected individuals need complete rest (preferably in semi-recumbent posture) and must be kept under medical observation even if no symptoms are (yet) manifested.</li><li>▶ Before any such manifestation, the administration of a spray containing a dexamethasone derivative or beclomethasone derivative may be considered.</li></ul> <p><b>This must definitely be left to a doctor or person authorised by him/her.</b> (ICSC13719)</p>
<b>Ingestion</b>	<ul style="list-style-type: none"><li>▶ For advice, contact a Poisons Information Centre or a doctor at once.</li><li>▶ Urgent hospital treatment is likely to be needed.</li><li>▶ <b>If swallowed do NOT induce vomiting.</b></li><li>▶ If vomiting occurs, lean patient forward or place on left side (head-down position, if possible) to maintain open airway and prevent aspiration.</li><li>▶ Observe the patient carefully.</li><li>▶ Never give liquid to a person showing signs of being sleepy or with reduced awareness; i.e. becoming unconscious.</li><li>▶ Give water to rinse out mouth, then provide liquid slowly and as much as casualty can comfortably drink.</li><li>▶ Transport to hospital or doctor without delay.</li></ul>

**Indication of any immediate medical attention and special treatment needed**

Depending on the degree of exposure, periodic medical examination is indicated. The symptoms of lung oedema often do not manifest until a few hours have passed and they are aggravated by physical effort. Rest and medical observation is therefore essential. Immediate administration of an appropriate spray, by a doctor or a person authorised by him/her should be considered.

(ICSC24419/24421)

For chloroformates:

- ▶ Patients exposed only to chloroformates gas do not pose a significant risk of secondary contamination. Patients whose clothing or skin is contaminated with liquid or solvents containing chloroformates can secondarily contaminate rescue and medical personnel by direct contact or through off-gassing chloroformates.
- ▶ Chloroformates irritate lungs severely. Because of its slow hydrolysis in the alveoli, serious lung effects and, therefore, symptoms of toxicity may be delayed up to 24 hours. Signs of accumulation of fluid in the lungs (shortness of breath, cyanosis, expectoration, cough) do not usually appear for hours after even severely toxic exposures.
- ▶ There is no antidote to be administered to counteract the effects of chloroformates. Treatment consists of supportive measures.

**SECTION 5 Firefighting measures**

**Extinguishing media**

**Small Fire**

- ▶ CO<sub>2</sub>, dry chemical, dry sand, alcohol-resistant foam (AFFF).
- ▶ NOTE: Most foams will react with the material and release corrosive/toxic gases

**Large Fire**

- ▶ Water spray, fog or alcohol-resistant foam.
- ▶ Move containers from fire area if you can do it without risk.
- ▶ Use water spray or fog; do not use straight streams.

**Fire involving Tanks or Car/Trailer Loads**

## Hexyl chloroformate

- Fight fire from maximum distance or use unmanned hose holders or monitor nozzles.
- Do not get water inside containers.
- Cool containers with flooding quantities of water until well after fire is out.
- Withdraw immediately in case of rising sound from venting safety devices or discoloration of tank.
- ALWAYS stay away from tanks engulfed in fire.
- There is no restriction on the type of extinguisher which may be used.
- Use extinguishing media suitable for surrounding area.

## Special hazards arising from the substrate or mixture

Fire Incompatibility	None known.
----------------------	-------------

## Advice for firefighters

Fire Fighting	<ul style="list-style-type: none"> <li>‣ Alert Fire Brigade and tell them location and nature of hazard.</li> <li>‣ Wear breathing apparatus plus protective gloves in the event of a fire.</li> <li>‣ Prevent, by any means available, spillage from entering drains or water courses.</li> <li>‣ Use fire fighting procedures suitable for surrounding area.</li> <li>‣ <b>DO NOT</b> approach containers suspected to be hot.</li> <li>‣ Cool fire exposed containers with water spray from a protected location.</li> <li>‣ If safe to do so, remove containers from path of fire.</li> <li>‣ Equipment should be thoroughly decontaminated after use.</li> </ul>
Fire/Explosion Hazard	<ul style="list-style-type: none"> <li>‣ Non combustible.</li> <li>‣ Not considered a significant fire risk, however containers may burn.</li> </ul> <p>May emit poisonous fumes.</p>

## SECTION 6 Accidental release measures

## Personal precautions, protective equipment and emergency procedures

See section 8

## Environmental precautions

See section 12

## Methods and material for containment and cleaning up

Minor Spills	<ul style="list-style-type: none"> <li>‣ Cover spill with DRY earth, DRY sand or other non-combustible material followed with plastic sheet to minimise spreading or contact with rain.</li> <li>‣ Use clean non-sparking tools to collect material and place it into loosely covered plastic containers for later disposal.</li> <li>‣ Drains for storage or use areas should have retention basins for pH adjustments and dilution of spills before discharge or disposal of material.</li> <li>‣ Check regularly for spills and leaks.</li> </ul>
Major Spills	<ul style="list-style-type: none"> <li>‣ All equipment used when handling the product must be grounded.</li> <li>‣ Do not touch damaged containers or spilled material unless wearing appropriate protective clothing.</li> <li>‣ A vapour suppressing foam may be used to reduce vapors.</li> <li>‣ <b>DO NOT GET WATER on spilled substance or inside containers.</b></li> <li>‣ Avoid allowing water runoff to contact spilled material.</li> <li>‣ Prevent entry into sewers, basements or confined areas.</li> <li>‣ Clear area of personnel and move upwind.</li> <li>‣ Alert Fire Brigade and tell them location and nature of hazard.</li> <li>‣ May be violently or explosively reactive.</li> <li>‣ Wear full body protective clothing with breathing apparatus.</li> <li>‣ Prevent, by any means available, spillage from entering drains or water course.</li> <li>‣ Consider evacuation (or protect in place).</li> <li>‣ No smoking, naked lights or ignition sources.</li> <li>‣ Increase ventilation.</li> <li>‣ Stop leak if safe to do so.</li> <li>‣ Water spray or fog may be used to disperse vapour.</li> <li>‣ Contain or absorb spill with sand, earth or vermiculite.</li> <li>‣ Use only spark-free shovels and explosion proof equipment.</li> <li>‣ Collect recoverable product into labelled containers for recycling.</li> <li>‣ Collect solid residues and seal in labelled drums for disposal.</li> <li>‣ Wash area and prevent runoff into drains.</li> <li>‣ After clean up operations, decontaminate and launder all protective clothing and equipment before storing and re-using.</li> <li>‣ If contamination of drains or waterways occurs, advise emergency services.</li> </ul>

**Hexyl chloroformate**

Personal Protective Equipment advice is contained in Section 8 of the SDS.

**SECTION 7 Handling and storage**

**Precautions for safe handling**

<b>Safe handling</b>	<ul style="list-style-type: none"> <li>‣ Avoid all personal contact, including inhalation.</li> <li>‣ Wear protective clothing when risk of exposure occurs.</li> <li>‣ Use in a well-ventilated area.</li> <li>‣ Prevent concentration in hollows and sumps.</li> <li>‣ <b>DO NOT enter confined spaces until atmosphere has been checked.</b></li> <li>‣ <b>DO NOT allow material to contact humans, exposed food or food utensils.</b></li> <li>‣ Avoid contact with incompatible materials.</li> <li>‣ <b>When handling, DO NOT eat, drink or smoke.</b></li> <li>‣ Keep containers securely sealed when not in use.</li> <li>‣ Avoid physical damage to containers.</li> <li>‣ Always wash hands with soap and water after handling.</li> <li>‣ Work clothes should be laundered separately. Launder contaminated clothing before re-use.</li> <li>‣ Use good occupational work practice.</li> <li>‣ Observe manufacturer's storage and handling recommendations contained within this SDS.</li> <li>‣ Atmosphere should be regularly checked against established exposure standards to ensure safe working conditions are maintained.</li> <li>‣ <b>DO NOT allow clothing wet with material to stay in contact with skin</b></li> </ul>
<b>Other information</b>	<ul style="list-style-type: none"> <li>‣ Store in original containers.</li> <li>‣ Keep containers securely sealed.</li> <li>‣ Store in a cool, dry, well-ventilated area.</li> <li>‣ Store away from incompatible materials and foodstuff containers.</li> <li>‣ Protect containers against physical damage and check regularly for leaks.</li> <li>‣ Observe manufacturer's storage and handling recommendations contained within this SDS.</li> </ul>

**Conditions for safe storage, including any incompatibilities**

<b>Suitable container</b>	<ul style="list-style-type: none"> <li>‣ Lined metal can, lined metal pail/ can.</li> <li>‣ Plastic pail.</li> <li>‣ Polyliner drum.</li> <li>‣ Packing as recommended by manufacturer.</li> <li>‣ Check all containers are clearly labelled and free from leaks.</li> </ul> <p>For low viscosity materials</p> <ul style="list-style-type: none"> <li>‣ Drums and jerricans must be of the non-removable head type.</li> <li>‣ Where a can is to be used as an inner package, the can must have a screwed enclosure.</li> </ul> <p>For materials with a viscosity of at least 2680 cSt. (23 deg. C) and solids (between 15 C deg. and 40 deg C.):</p> <ul style="list-style-type: none"> <li>‣ Removable head packaging;</li> <li>‣ Cans with friction closures and</li> <li>‣ low pressure tubes and cartridges</li> </ul> <p>may be used.</p> <p>-</p> <p>Where combination packages are used, and the inner packages are of glass, there must be sufficient inert cushioning material in contact with inner and outer packages *.</p> <p>-</p> <p>In addition, where inner packagings are glass and contain liquids of packing group I and II there must be sufficient inert absorbent to absorb any spillage *.</p> <p>-</p> <p>* unless the outer packaging is a close fitting moulded plastic box and the substances are not incompatible with the plastic.</p> <p>All inner and sole packagings for substances that have been assigned to Packaging Groups I or II on the basis of inhalation toxicity criteria, must be hermetically sealed.</p>
<b>Storage incompatibility</b>	<p>Chloroformates:</p> <ul style="list-style-type: none"> <li>‣ hydrolyse in water or moist air to produce the parent hydroxy compound, hydrogen chloride, carbon dioxide, and a carbonate</li> <li>‣ reaction with sulfoxides may be violent or explosive in the absence of diluent or other effective control of reaction rate; violent reactions may be explained in terms of exothermic polymerisation of formaldehyde which is formed under a variety of conditions by interaction of the sulfoxide with reactive halides.</li> <li>‣ may react with rust on corroded materials</li> <li>‣ avoid contact with metallic compounds which may act as decomposition catalysts</li> </ul> <p>Hydrogen chloride:</p> <ul style="list-style-type: none"> <li>‣ reacts strongly with strong oxidisers (releasing chlorine gas), acetic anhydride, caesium cyanotridecahydrodecaborate(2-), ethylidene difluoride, hexalithium disilicide, metal acetylide, sodium, silicon dioxide, tetraselenium tetranitride, and many organic materials</li> <li>‣ is incompatible with alkaline materials, acetic anhydride, acetylides, aliphatic amines, alkanolamines, alkylene oxides,</li> </ul>

## Hexyl chloroformate

aluminium, aluminium-titanium alloys, aromatic amines, amines, amides, 2-aminoethanol, ammonia, ammonium hydroxide, borides, calcium phosphide, carbides, carbonates, cyanides, chlorosulfonic acid, ethylenediamine, ethyleneimine, epichlorohydrin, formaldehyde, isocyanates, metals, metal oxides, metal hydroxides, metal acetylides, metal carbides, oleum, organic anhydrides, potassium permanganate, perchloric acid, phosphides, 3-propiolactone, silicides, sulfides, sulfites, sulfuric acid, uranium phosphide, vinyl acetate, vinylidene fluoride

- ▶ attacks most metals forming flammable hydrogen gas, and some plastics, rubbers and coatings
- ▶ reacts with zinc, brass, galvanised iron, aluminium, copper and copper alloys

## Acyl halides (carbonyl halides, carbonyl chlorides)

- are extremely reactive and uncontrolled reaction with water, alcohols or phenols should be avoided (the acyl chloride and alcohol usually readily react at room temperature, especially if both are aliphatic)
  - tend to react violently with protic organic solvents, water, and the aprotic solvents, dimethylformamide and dimethyl sulfoxide.
  - may react dangerously with ethers.
  - may react violently or explosively with sulfoxides in the absence of diluent or other effective control of reaction rate; violent reactions may be explained in terms of exothermic polymerisation of formaldehyde which is formed under a variety of conditions by interaction of the sulfoxide with reactive halides
  - generally react with carbon nucleophiles, such as Grignard reagents, first to give the ketone and then with a second equivalent to the tertiary alcohol; a notable exception is the reaction of acyl halides with certain organocadmium reagents which stops at the ketone stage - the nucleophilic reaction with Gilman reagents (lithium diorganocopper compounds) also afford ketones, due to their lesser reactivity.
  - are reduced by strong hydride donors such as lithium aluminium hydride and diisobutylaluminium hydride to give primary alcohols. Lithium tri-tert-butoxyaluminium hydride, a bulky hydride donor, reduces acyl chlorides to aldehydes, as does the Rosenmund reduction using hydrogen gas over a poisoned palladium catalysts.
  - participate in Friedel-Crafts acylations, with Lewis acid catalysts like ferric chloride or aluminium chloride, to give aryl ketones
- ▶ Store at 2-8°C
  - ▶ Lachrymatory
  - ▶ Moisture sensitive
  - ▶ Store under argon

## SECTION 8 Exposure controls / personal protection

## Control parameters

## Occupational Exposure Limits (OEL)

## INGREDIENT DATA

Not Available

## Emergency Limits

Ingredient	TEEL-1	TEEL-2	TEEL-3
Hexyl chloroformate	Not Available	Not Available	Not Available

Ingredient	Original IDLH	Revised IDLH
Hexyl chloroformate	Not Available	Not Available

## Occupational Exposure Banding

Ingredient	Occupational Exposure Band Rating	Occupational Exposure Band Limit
Hexyl chloroformate	E	≤ 0.1 ppm

## Notes:

Occupational exposure banding is a process of assigning chemicals into specific categories or bands based on a chemical's potency and the adverse health outcomes associated with exposure. The output of this process is an occupational exposure band (OEB), which corresponds to a range of exposure concentrations that are expected to protect worker health.

## Exposure controls

<b>Appropriate engineering controls</b>	<p>Engineering controls are used to remove a hazard or place a barrier between the worker and the hazard. Well-designed engineering controls can be highly effective in protecting workers and will typically be independent of worker interactions to provide this high level of protection.</p> <p>The basic types of engineering controls are:</p> <p>Process controls which involve changing the way a job activity or process is done to reduce the risk.</p> <p>Enclosure and/or isolation of emission source which keeps a selected hazard "physically" away from the worker and ventilation that strategically "adds" and "removes" air in the work environment. Ventilation can remove or dilute an air contaminant if designed properly. The design of a ventilation system must match the particular process and chemical or contaminant in use. Employers may need to use multiple types of controls to prevent employee overexposure.</p> <p>Local exhaust ventilation usually required. If risk of overexposure exists, wear approved respirator. Correct fit is essential to obtain adequate protection. Supplied-air type respirator may be required in special circumstances. Correct fit is essential to</p>
---	--

## Hexyl chloroformate

ensure adequate protection.

An approved self contained breathing apparatus (SCBA) may be required in some situations.

Provide adequate ventilation in warehouse or closed storage area. Air contaminants generated in the workplace possess varying "escape" velocities which, in turn, determine the "capture velocities" of fresh circulating air required to effectively remove the contaminant.

Type of Contaminant:	Air Speed:
solvent, vapours, degreasing etc., evaporating from tank (in still air).	0.25-0.5 m/s (50-100 f/min.)
aerosols, fumes from pouring operations, intermittent container filling, low speed conveyer transfers, welding, spray drift, plating acid fumes, pickling (released at low velocity into zone of active generation)	0.5-1 m/s (100-200 f/min.)
direct spray, spray painting in shallow booths, drum filling, conveyer loading, crusher dusts, gas discharge (active generation into zone of rapid air motion)	1-2.5 m/s (200-500 f/min.)
grinding, abrasive blasting, tumbling, high speed wheel generated dusts (released at high initial velocity into zone of very high rapid air motion).	2.5-10 m/s (500-2000 f/min.)

Within each range the appropriate value depends on:

Lower end of the range	Upper end of the range
1: Room air currents minimal or favourable to capture	1: Disturbing room air currents
2: Contaminants of low toxicity or of nuisance value only.	2: Contaminants of high toxicity
3: Intermittent, low production.	3: High production, heavy use
4: Large hood or large air mass in motion	4: Small hood-local control only

Simple theory shows that air velocity falls rapidly with distance away from the opening of a simple extraction pipe. Velocity generally decreases with the square of distance from the extraction point (in simple cases). Therefore the air speed at the extraction point should be adjusted, accordingly, after reference to distance from the contaminating source. The air velocity at the extraction fan, for example, should be a minimum of 1-2 m/s (200-400 f/min) for extraction of solvents generated in a tank 2 meters distant from the extraction point. Other mechanical considerations, producing performance deficits within the extraction apparatus, make it essential that theoretical air velocities are multiplied by factors of 10 or more when extraction systems are installed or used.

**Individual protection measures, such as personal protective equipment**



**Eye and face protection**

- Chemical goggles. [AS/NZS 1337.1, EN166 or national equivalent]
- Full face shield may be required for supplementary but never for primary protection of eyes.
- Contact lenses may pose a special hazard; soft contact lenses may absorb and concentrate irritants. A written policy document, describing the wearing of lenses or restrictions on use, should be created for each workplace or task. This should include a review of lens absorption and adsorption for the class of chemicals in use and an account of injury experience. Medical and first-aid personnel should be trained in their removal and suitable equipment should be readily available. In the event of chemical exposure, begin eye irrigation immediately and remove contact lens as soon as practicable. Lens should be removed at the first signs of eye redness or irritation - lens should be removed in a clean environment only after workers have washed hands thoroughly. [CDC NIOSH Current Intelligence Bulletin 59].

**Skin protection**

See Hand protection below

**Hands/feet protection**

- Wear chemical protective gloves, e.g. PVC.
  - Wear safety footwear or safety gumboots, e.g. Rubber
  - When handling corrosive liquids, wear trousers or overalls outside of boots, to avoid spills entering boots.
- The selection of suitable gloves does not only depend on the material, but also on further marks of quality which vary from manufacturer to manufacturer. Where the chemical is a preparation of several substances, the resistance of the glove material can not be calculated in advance and has therefore to be checked prior to the application.
- The exact break through time for substances has to be obtained from the manufacturer of the protective gloves and has to be observed when making a final choice.
- Personal hygiene is a key element of effective hand care. Gloves must only be worn on clean hands. After using gloves, hands should be washed and dried thoroughly. Application of a non-perfumed moisturiser is recommended.
- Suitability and durability of glove type is dependent on usage. Important factors in the selection of gloves include:
- frequency and duration of contact,
  - chemical resistance of glove material,
  - glove thickness and
  - dexterity
- Select gloves tested to a relevant standard (e.g. Europe EN 374, US F739, AS/NZS 2161.1 or national equivalent).
- When prolonged or frequently repeated contact may occur, a glove with a protection class of 5 or higher (breakthrough time greater than 240 minutes according to EN 374, AS/NZS 2161.10.1 or national equivalent) is recommended.
  - When only brief contact is expected, a glove with a protection class of 3 or higher (breakthrough time greater than 60 minutes according to EN 374, AS/NZS 2161.10.1 or national equivalent) is recommended.
  - Some glove polymer types are less affected by movement and this should be taken into account when considering gloves for

## Hexyl chloroformate

	<p>long-term use.</p> <ul style="list-style-type: none"> <li>Contaminated gloves should be replaced.</li> </ul> <p>As defined in ASTM F-739-96 in any application, gloves are rated as:</p> <ul style="list-style-type: none"> <li>Excellent when breakthrough time &gt; 480 min</li> <li>Good when breakthrough time &gt; 20 min</li> <li>Fair when breakthrough time &lt; 20 min</li> <li>Poor when glove material degrades</li> </ul> <p>For general applications, gloves with a thickness typically greater than 0.35 mm, are recommended.</p> <p>It should be emphasised that glove thickness is not necessarily a good predictor of glove resistance to a specific chemical, as the permeation efficiency of the glove will be dependent on the exact composition of the glove material. Therefore, glove selection should also be based on consideration of the task requirements and knowledge of breakthrough times.</p> <p>Glove thickness may also vary depending on the glove manufacturer, the glove type and the glove model. Therefore, the manufacturers technical data should always be taken into account to ensure selection of the most appropriate glove for the task.</p> <p>Note: Depending on the activity being conducted, gloves of varying thickness may be required for specific tasks. For example:</p> <ul style="list-style-type: none"> <li>Thinner gloves (down to 0.1 mm or less) may be required where a high degree of manual dexterity is needed. However, these gloves are only likely to give short duration protection and would normally be just for single use applications, then disposed of.</li> <li>Thicker gloves (up to 3 mm or more) may be required where there is a mechanical (as well as a chemical) risk i.e. where there is abrasion or puncture potential</li> </ul> <p>Gloves must only be worn on clean hands. After using gloves, hands should be washed and dried thoroughly. Application of a non-perfumed moisturiser is recommended.</p>
<b>Body protection</b>	See Other protection below
<b>Other protection</b>	<ul style="list-style-type: none"> <li>Overalls.</li> <li>PVC Apron.</li> <li>PVC protective suit may be required if exposure severe.</li> <li>Eyewash unit.</li> <li>Ensure there is ready access to a safety shower.</li> </ul>

## SECTION 9 Physical and chemical properties

## Information on basic physical and chemical properties

<b>Appearance</b>	Not Available		
<b>Physical state</b>	Liquid	<b>Relative density (Water = 1)</b>	Not Available
<b>Odour</b>	Not Available	<b>Partition coefficient n-octanol / water</b>	Not Available
<b>Odour threshold</b>	Not Available	<b>Auto-ignition temperature (°C)</b>	Not Available
<b>pH (as supplied)</b>	Not Available	<b>Decomposition temperature (°C)</b>	Not Available
<b>Melting point / freezing point (°C)</b>	Not Available	<b>Viscosity (cSt)</b>	Not Available
<b>Initial boiling point and boiling range (°C)</b>	60-61/7mm	<b>Molecular weight (g/mol)</b>	Not Available
<b>Flash point (°C)</b>	Not Available	<b>Taste</b>	Not Available
<b>Evaporation rate</b>	Not Available	<b>Explosive properties</b>	Not Available
<b>Flammability</b>	Not Available	<b>Oxidising properties</b>	Not Available
<b>Upper Explosive Limit (%)</b>	Not Available	<b>Surface Tension (dyn/cm or mN/m)</b>	Not Available
<b>Lower Explosive Limit (%)</b>	Not Available	<b>Volatile Component (%vol)</b>	Not Available
<b>Vapour pressure (kPa)</b>	Not Available	<b>Gas group</b>	Not Available
<b>Solubility in water</b>	Not Available	<b>pH as a solution (1%)</b>	Not Available
<b>Vapour density (Air = 1)</b>	Not Available	<b>VOC g/L</b>	Not Available

## SECTION 10 Stability and reactivity

<b>Reactivity</b>	See section 7
-------------------	---------------



## Hexyl chloroformate

<b>Chemical stability</b>	<ul style="list-style-type: none"> <li>▶ Unstable in the presence of incompatible materials.</li> <li>▶ Product is considered stable.</li> <li>▶ Hazardous polymerisation will not occur.</li> </ul>
<b>Possibility of hazardous reactions</b>	See section 7
<b>Conditions to avoid</b>	See section 7
<b>Incompatible materials</b>	See section 7
<b>Hazardous decomposition products</b>	See section 5

## SECTION 11 Toxicological information

## Information on toxicological effects

<b>Inhaled</b>	<p>The material can cause respiratory irritation in some persons. The body's response to such irritation can cause further lung damage.</p> <p>Inhalation of aerosols (mists, fumes), generated by the material during the course of normal handling, may produce severely damaging effects to the health of the individual. Relatively small amounts absorbed from the lungs may prove fatal.</p> <p>Eye contact, inhalation or skin exposure to chloroformate and its products causes an irritant effect which may be initially difficult to perceive, but becomes progressively worse with prolonged exposure. It may lead to death by causing breathing difficulties and lasting damage to the respiratory system.</p> <p>Inhalation of quantities of liquid mist may be extremely hazardous, even lethal due to spasm, extreme irritation of larynx and bronchi, chemical pneumonitis and pulmonary oedema.</p>
<b>Ingestion</b>	<p>The material can produce chemical burns within the oral cavity and gastrointestinal tract following ingestion.</p> <p>Accidental ingestion of the material may be seriously damaging to the health of the individual; animal experiments indicate that ingestion of less than 40 gram may be fatal.</p>
<b>Skin Contact</b>	<p>The material can produce chemical burns following direct contact with the skin.</p> <p>Skin contact is not thought to have harmful health effects (as classified under EC Directives); the material may still produce health damage following entry through wounds, lesions or abrasions.</p> <p>Open cuts, abraded or irritated skin should not be exposed to this material</p> <p>Entry into the blood-stream, through, for example, cuts, abrasions or lesions, may produce systemic injury with harmful effects. Examine the skin prior to the use of the material and ensure that any external damage is suitably protected.</p>
<b>Eye</b>	<p>The material can produce chemical burns to the eye following direct contact. Vapours or mists may be extremely irritating.</p> <p>If applied to the eyes, this material causes severe eye damage.</p>
<b>Chronic</b>	<p>Repeated or prolonged exposure to corrosives may result in the erosion of teeth, inflammatory and ulcerative changes in the mouth and necrosis (rarely) of the jaw. Bronchial irritation, with cough, and frequent attacks of bronchial pneumonia may ensue. Long-term exposure to respiratory irritants may result in airways disease, involving difficulty breathing and related whole-body problems.</p> <p>Substance accumulation, in the human body, may occur and may cause some concern following repeated or long-term occupational exposure.</p>
<b>Legend:</b>	<p>1. Value obtained from Europe ECHA Registered Substances - Acute toxicity 2. Value obtained from manufacturer's SDS. Unless otherwise specified data extracted from RTECS - Register of Toxic Effect of chemical Substances</p>

<b>Hexyl chloroformate</b>	<p>Asthma-like symptoms may continue for months or even years after exposure to the material ends. This may be due to a non-allergic condition known as reactive airways dysfunction syndrome (RADS) which can occur after exposure to high levels of highly irritating compound. Main criteria for diagnosing RADS include the absence of previous airways disease in a non-atopic individual, with sudden onset of persistent asthma-like symptoms within minutes to hours of a documented exposure to the irritant. Other criteria for diagnosis of RADS include a reversible airflow pattern on lung function tests, moderate to severe bronchial hyperreactivity on methacholine challenge testing, and the lack of minimal lymphocytic inflammation, without eosinophilia. RADS (or asthma) following an irritating inhalation is an infrequent disorder with rates related to the concentration of and duration of exposure to the irritating substance. On the other hand, industrial bronchitis is a disorder that occurs as a result of exposure due to high concentrations of irritating substance (often particles) and is completely reversible after exposure ceases. The disorder is characterized by difficulty breathing, cough and mucus production.</p>
----------------------------	--

<b>Acute Toxicity</b>	✓	<b>Carcinogenicity</b>	✗
<b>Skin Irritation/Corrosion</b>	✓	<b>Reproductivity</b>	✗
<b>Serious Eye Damage/Irritation</b>	✓	<b>STOT - Single Exposure</b>	✗

## Hexyl chloroformate

Respiratory or Skin sensitisation	✘	STOT - Repeated Exposure	✘
Mutagenicity	✘	Aspiration Hazard	✘

**Legend:** ✘ – Data either not available or does not fill the criteria for classification  
 ✔ – Data available to make classification

## SECTION 12 Ecological information

## Toxicity

**Legend:** Extracted from 1. IUCLID Toxicity Data 2. Europe ECHA Registered Substances - Ecotoxicological Information - Aquatic Toxicity 4. US EPA, Ecotox database - Aquatic Toxicity Data 5. ECETOC Aquatic Hazard Assessment Data 6. NITE (Japan) - Bioconcentration Data 7. METI (Japan) - Bioconcentration Data 8. Vendor Data

For Chloroformates:

Atmospheric Fate: If released to the atmosphere, chloroformates will degrade in the vapor phase by reaction with photochemically produced hydroxyl radicals. Since chloroformates hydrolyze readily in water, atmospheric degradation may occur through dissolution into clouds or through contact with rain or other atmospheric water. If released to water or moist soil, hydrolysis will be the dominant degradation process. If released to dry surfaces, chloroformates will evaporate into the atmosphere.

Terrestrial Fate: Aqueous hydrolysis will be the dominant fate process in moist soils. The low-boiling chloroformic esters, such as chloroethyl chloroformate, are highly volatile; therefore, evaporation from dry surfaces to the atmosphere will occur. Ethyl chloroformate is biodegradable but ethyl chloroformate hydrolyses so fast the biodegradation rates are probably for the hydrolysis products.

Ecotoxicity: Bioconcentration in aquatic organisms will not be an important process; however, after hydrolysis of the ester, the non-chloroformate portion of the molecule must also be considered in terms of environmental fate and ecotoxicity.

**DO NOT discharge into sewer or waterways.**

## Persistence and degradability

Ingredient	Persistence: Water/Soil	Persistence: Air
Hexyl chloroformate	HIGH	HIGH

## Bioaccumulative potential

Ingredient	Bioaccumulation
Hexyl chloroformate	LOW (LogKOW = 2.5915)

## Mobility in soil

Ingredient	Mobility
Hexyl chloroformate	LOW (KOC = 91.17)

## SECTION 13 Disposal considerations

## Waste treatment methods



<b>Product / Packaging disposal</b>	<p>Legislation addressing waste disposal requirements may differ by country, state and/ or territory. Each user must refer to laws operating in their area. In some areas, certain wastes must be tracked.</p> <p>A Hierarchy of Controls seems to be common - the user should investigate:</p> <ul style="list-style-type: none"> <li>▶ Reduction</li> <li>▶ Reuse</li> <li>▶ Recycling</li> <li>▶ Disposal (if all else fails)</li> </ul> <p>This material may be recycled if unused, or if it has not been contaminated so as to make it unsuitable for its intended use. If it has been contaminated, it may be possible to reclaim the product by filtration, distillation or some other means. Shelf life considerations should also be applied in making decisions of this type. Note that properties of a material may change in use, and recycling or reuse may not always be appropriate.</p> <ul style="list-style-type: none"> <li>▶ <b>DO NOT allow wash water from cleaning or process equipment to enter drains.</b></li> <li>▶ It may be necessary to collect all wash water for treatment before disposal.</li> <li>▶ In all cases disposal to sewer may be subject to local laws and regulations and these should be considered first.</li> <li>▶ Where in doubt contact the responsible authority.</li> <li>▶ Recycle wherever possible.</li> <li>▶ Consult manufacturer for recycling options or consult local or regional waste management authority for disposal if no suitable treatment or disposal facility can be identified.</li> <li>▶ Treat and neutralise at an approved treatment plant. Treatment should involve: Neutralisation followed by: burial in a land-fill specifically licensed to accept chemical and / or pharmaceutical wastes or Incineration in a licensed apparatus (after</li> </ul>
-------------------------------------	---

**Hexyl chloroformate**

admixture with suitable combustible material)  
▶ Decontaminate empty containers. Observe all label safeguards until containers are cleaned and destroyed.

**SECTION 14 Transport information**

**Labels Required**

	 
<b>Marine Pollutant</b>	NO

**Land transport (ADR-RID)**

<b>UN number or ID number</b>	3277	
<b>UN proper shipping name</b>	CHLOROFORMATES, TOXIC, CORROSIVE, N.O.S.	
<b>Transport hazard class(es)</b>	Class	6.1
	Subsidiary risk	8
<b>Packing group</b>	II	
<b>Environmental hazard</b>	Not Applicable	
<b>Special precautions for user</b>	Hazard identification (Kemler)	68
	Classification code	TC1
	Hazard Label	6.1 +8
	Special provisions	274 561
	Limited quantity	100 ml
	Tunnel Restriction Code	2 (D/E)

**Air transport (ICAO-IATA / DGR)**

<b>UN number</b>	3277	
<b>UN proper shipping name</b>	Chloroformates, toxic, corrosive, n.o.s. *	
<b>Transport hazard class(es)</b>	ICAO/IATA Class	6.1
	ICAO / IATA Subrisk	8
	ERG Code	6C
<b>Packing group</b>	II	
<b>Environmental hazard</b>	Not Applicable	
<b>Special precautions for user</b>	Special provisions	Not Applicable
	Cargo Only Packing Instructions	660
	Cargo Only Maximum Qty / Pack	30 L
	Passenger and Cargo Packing Instructions	653
	Passenger and Cargo Maximum Qty / Pack	1 L
	Passenger and Cargo Limited Quantity Packing Instructions	Y640
	Passenger and Cargo Limited Maximum Qty / Pack	0.5 L

**Sea transport (IMDG-Code / GGVSee)**

<b>UN number</b>	3277	
<b>UN proper shipping name</b>	CHLOROFORMATES, TOXIC, CORROSIVE, N.O.S.	
<b>Transport hazard class(es)</b>	IMDG Class	6.1
	IMDG Subrisk	8
<b>Packing group</b>	II	
<b>Environmental hazard</b>	Not Applicable	

**Hexyl chloroformate**

<b>Special precautions for user</b>	EMS Number	F-A, S-B
	Special provisions	274
	Limited Quantities	100 mL

**Inland waterways transport (ADN)**

<b>UN number</b>	3277	
<b>UN proper shipping name</b>	CHLOROFORMATES, TOXIC, CORROSIVE, N.O.S.	
<b>Transport hazard class(es)</b>	6.1	8
<b>Packing group</b>	II	
<b>Environmental hazard</b>	Not Applicable	
<b>Special precautions for user</b>	Classification code	TC1
	Special provisions	274; 561; 802
	Limited quantity	100 ml
	Equipment required	PP, EP, TOX, A
	Fire cones number	2

**Transport in bulk according to Annex II of MARPOL and the IBC code**

Not Applicable

**Transport in bulk in accordance with MARPOL Annex V and the IMSBC Code**

Product name	Group
Hexyl chloroformate	Not Available

**Transport in bulk in accordance with the IGC Code**

Product name	Ship Type
Hexyl chloroformate	Not Available

**SECTION 15 Regulatory information**

**Safety, health and environmental regulations / legislation specific for the substance or mixture**

Hexyl chloroformate is found on the following regulatory lists

Europe EC Inventory

European Union - European Inventory of Existing Commercial Chemical Substances (EINECS)

**National Inventory Status**

National Inventory	Status
Australia - AIIIC / Australia Non-Industrial Use	No (Hexyl chloroformate)
Canada - DSL	No (Hexyl chloroformate)
Canada - NDSL	Yes
China - IECSC	No (Hexyl chloroformate)
Europe - EINEC / ELINCS / NLP	Yes
Japan - ENCS	No (Hexyl chloroformate)
Korea - KECI	No (Hexyl chloroformate)
New Zealand - NZIoC	No (Hexyl chloroformate)
Philippines - PICCS	No (Hexyl chloroformate)
USA - TSCA	Yes
Taiwan - TCSI	Yes
Mexico - INSQ	No (Hexyl chloroformate)
Vietnam - NCI	Yes

## Hexyl chloroformate

National Inventory	Status
Russia - FBEPH	No (Hexyl chloroformate)
<b>Legend:</b>	Yes = All CAS declared ingredients are on the inventory No = One or more of the CAS listed ingredients are not on the inventory. These ingredients may be exempt or will require registration.

## SECTION 16 Other information

Revision Date	05/07/2023
Initial Date	06/07/2023

## SDS Version Summary

Version	Date of Update	Sections Updated
1.2	05/07/2023	Toxicological information - Acute Health (eye), Physical and chemical properties - Appearance, CAS Number, Disposal considerations - Disposal, Firefighting measures - Fire Fighter (extinguishing media), Firefighting measures - Fire Fighter (fire/explosion hazard), Composition / information on ingredients - Ingredients, Korean MSDS Number, Identification of the substance / mixture and of the company / undertaking - Supplier Information, Identification of the substance / mixture and of the company / undertaking - Synonyms

## Other information

Classification of the preparation and its individual components has drawn on official and authoritative sources as well as independent review by the Chemwatch Classification committee using available literature references.

The SDS is a Hazard Communication tool and should be used to assist in the Risk Assessment. Many factors determine whether the reported Hazards are Risks in the workplace or other settings. Risks may be determined by reference to Exposures Scenarios. Scale of use, frequency of use and current or available engineering controls must be considered.

For detailed advice on Personal Protective Equipment, refer to the following EU CEN Standards:

EN 166 Personal eye-protection

EN 340 Protective clothing

EN 374 Protective gloves against chemicals and micro-organisms

EN 13832 Footwear protecting against chemicals

EN 133 Respiratory protective devices

## Definitions and abbreviations

PC - TWA: Permissible Concentration-Time Weighted Average

PC - STEL: Permissible Concentration-Short Term Exposure Limit

IARC: International Agency for Research on Cancer

ACGIH: American Conference of Governmental Industrial Hygienists

STEL: Short Term Exposure Limit

TEEL: Temporary Emergency Exposure Limit,

IDLH: Immediately Dangerous to Life or Health Concentrations

ES: Exposure Standard

OSF: Odour Safety Factor

NOAEL :No Observed Adverse Effect Level

LOAEL: Lowest Observed Adverse Effect Level

TLV: Threshold Limit Value

LOD: Limit Of Detection

OTV: Odour Threshold Value

BCF: BioConcentration Factors

BEI: Biological Exposure Index

AIIIC: Australian Inventory of Industrial Chemicals

DSL: Domestic Substances List

NDSL: Non-Domestic Substances List

IECSC: Inventory of Existing Chemical Substance in China

EINECS: European INventory of Existing Commercial chemical Substances

ELINCS: European List of Notified Chemical Substances

NLP: No-Longer Polymers

ENCS: Existing and New Chemical Substances Inventory

KECI: Korea Existing Chemicals Inventory

NZIoC: New Zealand Inventory of Chemicals

PICCS: Philippine Inventory of Chemicals and Chemical Substances

TSCA: Toxic Substances Control Act

TCSI: Taiwan Chemical Substance Inventory

INSQ: Inventario Nacional de Sustancias Químicas

NCI: National Chemical Inventory

**Hexyl chloroformate**

FBEPH: Russian Register of Potentially Hazardous Chemical and Biological Substances

**Classification and procedure used to derive the classification for mixtures according to Regulation (EC) 1272/2008 [CLP]**

<b>Classification according to regulation (EC) No 1272/2008 [CLP] and amendments</b>	<b>Classification Procedure</b>
Acute Toxicity (Dermal) Category 3, H311	Expert judgement
Skin Corrosion/Irritation Category 1B, H314	Expert judgement
Serious Eye Damage/Eye Irritation Category 1, H318	Calculation method
Acute Toxicity (Inhalation) Category 3, H331	Expert judgement
Acute Toxicity (Oral) Category 3, H301	Expert judgement

Powered by AuthorITe, from Chemwatch.