

3-Chloro-2-(chloromethyl)prop-1-ene

Apollo Scientific

Chemwatch Hazard Alert Code: 3

Part Number: OR11145

Issue Date: 16/09/2022

Version No: 1.1

Print Date: 01/08/2023

Safety Data Sheet (Conforms to Annex II of REACH (1907/2006) - Regulation 2020/878)

S.REACH.GBR.EN

SECTION 1 Identification of the substance / mixture and of the company / undertaking

1.1. Product Identifier

Product name	3-Chloro-2-(chloromethyl)prop-1-ene
Chemical Name	3-chloro-2-chloromethyl-1-propene
Synonyms	Not Available
Proper shipping name	TOXIC LIQUID, FLAMMABLE, ORGANIC, N.O.S.
Chemical formula	C4-H6-Cl2
Other means of identification	Not Available
CAS number	1871-57-4
EC number	217-489-3

1.2. Relevant identified uses of the substance or mixture and uses advised against

Relevant identified uses	Not Available
Uses advised against	No specific uses advised against are identified.

1.3. Details of the manufacturer or supplier of the safety data sheet

Registered company name	Apollo Scientific
Address	Whitefield Road, Bredbury SK62QR United Kingdom
Telephone	01614060505
Fax	0161 406 0506
Website	http://www.apolloscientific.co.uk/
Email	sales@apolloscientific.co.uk

1.4. Emergency telephone number

Association / Organisation	Not Available
Emergency telephone numbers	Not Available
Other emergency telephone numbers	Not Available

SECTION 2 Hazards identification

2.1. Classification of the substance or mixture

Classification according to regulation (EC) No	H226 - Flammable Liquids Category 3, H335 - Specific Target Organ Toxicity - Single Exposure (Respiratory Tract Irritation) Category 3, H315 - Skin Corrosion/Irritation Category 2, H319 - Serious Eye Damage/Eye Irritation Category 2, H410 -
--	--

3-Chloro-2-(chloromethyl)prop-1-ene

1272/2008 [CLP] and amendments ^[1]	Hazardous to the Aquatic Environment Long-Term Hazard Category 1, H301 - Acute Toxicity (Oral) Category 3, H351 - Carcinogenicity Category 2
Legend:	1. Classified by Chemwatch; 2. Classification drawn from Regulation (EU) No 1272/2008 - Annex VI

2.2. Label elements

Hazard pictogram(s)	
----------------------------	---

Signal word	Danger
--------------------	---------------

Hazard statement(s)

H226	Flammable liquid and vapour.
H335	May cause respiratory irritation.
H315	Causes skin irritation.
H319	Causes serious eye irritation.
H410	Very toxic to aquatic life with long lasting effects.
H301	Toxic if swallowed.
H351	Suspected of causing cancer.

Supplementary statement(s)

Not Applicable

Precautionary statement(s) Prevention

P201	Obtain special instructions before use.
P210	Keep away from heat, hot surfaces, sparks, open flames and other ignition sources. No smoking.
P264	Wash all exposed external body areas thoroughly after handling.
P270	Do not eat, drink or smoke when using this product.
P271	Use only outdoors or in a well-ventilated area.
P280	Wear protective gloves, protective clothing, eye protection and face protection.
P240	Ground and bond container and receiving equipment.
P241	Use explosion-proof electrical/ventilating/lighting/intrinsically safe equipment.
P242	Use non-sparking tools.
P243	Take action to prevent static discharges.
P261	Avoid breathing mist/vapours/spray.
P273	Avoid release to the environment.

Precautionary statement(s) Response

P301+P310	IF SWALLOWED: Immediately call a POISON CENTER/doctor/physician/first aider.
P308+P313	IF exposed or concerned: Get medical advice/ attention.
P330	Rinse mouth.
P370+P378	In case of fire: Use alcohol resistant foam or normal protein foam to extinguish.
P305+P351+P338	IF IN EYES: Rinse cautiously with water for several minutes. Remove contact lenses, if present and easy to do. Continue rinsing.
P312	Call a POISON CENTER/doctor/physician/first aider/if you feel unwell.
P337+P313	If eye irritation persists: Get medical advice/attention.
P391	Collect spillage.
P302+P352	IF ON SKIN: Wash with plenty of water and soap.
P303+P361+P353	IF ON SKIN (or hair): Take off immediately all contaminated clothing. Rinse skin with water [or shower].
P304+P340	IF INHALED: Remove person to fresh air and keep comfortable for breathing.
P332+P313	If skin irritation occurs: Get medical advice/attention.
P362+P364	Take off contaminated clothing and wash it before reuse.

3-Chloro-2-(chloromethyl)prop-1-ene

Precautionary statement(s) Storage

P403+P235	Store in a well-ventilated place. Keep cool.
P405	Store locked up.

Precautionary statement(s) Disposal

P501	Dispose of contents/container to authorised hazardous or special waste collection point in accordance with any local regulation.
------	--

2.3. Other hazards

Inhalation and/or ingestion may produce serious health damage*.

REACH - Art.57-59: The mixture does not contain Substances of Very High Concern (SVHC) at the SDS print date.

SECTION 3 Composition / information on ingredients

3.1. Substances

1. CAS No 2. EC No 3. Index No 4. REACH No	%[weight]	Name	Classification according to regulation (EC) No 1272/2008 [CLP] and amendments	SCL / M-Factor	Nanoform Particle Characteristics
Not Available	100	3-Chloro-2-(chloromethyl)prop-1-ene	Not Applicable	Not Applicable	Not Available

Legend: 1. Classified by Chemwatch; 2. Classification drawn from Regulation (EU) No 1272/2008 - Annex VI; 3. Classification drawn from C&L; * EU IOELVs available; [e] Substance identified as having endocrine disrupting properties

3.2. Mixtures

See 'Information on ingredients' in section 3.1

SECTION 4 First aid measures

4.1. Description of first aid measures

Eye Contact	<p>If this product comes in contact with the eyes:</p> <ul style="list-style-type: none"> ▶ Immediately hold eyelids apart and flush the eye continuously with running water. ▶ Ensure complete irrigation of the eye by keeping eyelids apart and away from eye and moving the eyelids by occasionally lifting the upper and lower lids. ▶ Continue flushing until advised to stop by the Poisons Information Centre or a doctor, or for at least 15 minutes. ▶ Transport to hospital or doctor without delay. ▶ Removal of contact lenses after an eye injury should only be undertaken by skilled personnel.
Skin Contact	<p>If skin or hair contact occurs:</p> <ul style="list-style-type: none"> ▶ Flush skin and hair with running water (and soap if available). ▶ Seek medical attention in event of irritation.
Inhalation	<ul style="list-style-type: none"> ▶ If fumes or combustion products are inhaled remove from contaminated area. ▶ Lay patient down. Keep warm and rested. ▶ Prostheses such as false teeth, which may block airway, should be removed, where possible, prior to initiating first aid procedures. ▶ Apply artificial respiration if not breathing, preferably with a demand valve resuscitator, bag-valve mask device, or pocket mask as trained. Perform CPR if necessary. ▶ Transport to hospital, or doctor, without delay.
Ingestion	<ul style="list-style-type: none"> ▶ IF SWALLOWED, REFER FOR MEDICAL ATTENTION, WHERE POSSIBLE, WITHOUT DELAY. ▶ For advice, contact a Poisons Information Centre or a doctor. ▶ Urgent hospital treatment is likely to be needed. ▶ In the mean time, qualified first-aid personnel should treat the patient following observation and employing supportive measures as indicated by the patient's condition. ▶ If the services of a medical officer or medical doctor are readily available, the patient should be placed in his/her care and a copy of the SDS should be provided. Further action will be the responsibility of the medical specialist. ▶ If medical attention is not available on the worksite or surroundings send the patient to a hospital together with a copy of the SDS. <p>Where medical attention is not immediately available or where the patient is more than 15 minutes from a hospital or unless instructed otherwise:</p> <ul style="list-style-type: none"> ▶ INDUCE vomiting with fingers down the back of the throat, ONLY IF CONSCIOUS. Lean patient forward or place on left side (head-down position, if possible) to maintain open airway and prevent aspiration. <p>NOTE: Wear a protective glove when inducing vomiting by mechanical means.</p>

4.2 Most important symptoms and effects, both acute and delayed

See Section 11

4.3. Indication of any immediate medical attention and special treatment needed

As in all cases of suspected poisoning, follow the ABCDEs of emergency medicine (airway, breathing, circulation, disability, exposure), then the ABCDEs of toxicology (antidotes, basics, change absorption, change distribution, change elimination).

For poisons (where specific treatment regime is absent):

BASIC TREATMENT

- Establish a patent airway with suction where necessary.
- Watch for signs of respiratory insufficiency and assist ventilation as necessary.
- Administer oxygen by non-rebreather mask at 10 to 15 L/min.
- Monitor and treat, where necessary, for pulmonary oedema.
- Monitor and treat, where necessary, for shock.
- Anticipate seizures.
- **DO NOT** use emetics. Where ingestion is suspected rinse mouth and give up to 200 ml water (5 ml/kg recommended) for dilution where patient is able to swallow, has a strong gag reflex and does not drool.

ADVANCED TREATMENT

- Consider orotracheal or nasotracheal intubation for airway control in unconscious patient or where respiratory arrest has occurred.
- Positive-pressure ventilation using a bag-valve mask might be of use.
- Monitor and treat, where necessary, for arrhythmias.
- Start an IV D5W TKO. If signs of hypovolaemia are present use lactated Ringers solution. Fluid overload might create complications.
- Drug therapy should be considered for pulmonary oedema.
- Hypotension with signs of hypovolaemia requires the cautious administration of fluids. Fluid overload might create complications.
- Treat seizures with diazepam.
- Proparacaine hydrochloride should be used to assist eye irrigation.

BRONSTEIN, A.C. and CURRANCE, P.L.

EMERGENCY CARE FOR HAZARDOUS MATERIALS EXPOSURE: 2nd Ed. 1994

SECTION 5 Firefighting measures

5.1. Extinguishing media

5.2. Special hazards arising from the substrate or mixture

Fire Incompatibility	▸ Avoid contamination with oxidising agents i.e. nitrates, oxidising acids, chlorine bleaches, pool chlorine etc. as ignition may result
-----------------------------	--

5.3. Advice for firefighters

Fire Fighting	<ul style="list-style-type: none"> ▸ Alert Fire Brigade and tell them location and nature of hazard. ▸ Wear breathing apparatus plus protective gloves in the event of a fire. ▸ Prevent, by any means available, spillage from entering drains or water courses. ▸ Use fire fighting procedures suitable for surrounding area. ▸ DO NOT approach containers suspected to be hot. ▸ Cool fire exposed containers with water spray from a protected location. ▸ If safe to do so, remove containers from path of fire. ▸ Equipment should be thoroughly decontaminated after use.
Fire/Explosion Hazard	<ul style="list-style-type: none"> ▸ Liquid and vapour are flammable. ▸ Moderate fire hazard when exposed to heat or flame. ▸ Vapour forms an explosive mixture with air. ▸ Moderate explosion hazard when exposed to heat or flame. ▸ Vapour may travel a considerable distance to source of ignition. ▸ Heating may cause expansion or decomposition leading to violent rupture of containers. ▸ On combustion, may emit toxic fumes of carbon monoxide (CO). <p>Combustion products include:</p> <ul style="list-style-type: none"> , carbon monoxide (CO) , carbon dioxide (CO₂) , other pyrolysis products typical of burning organic material. <p>May emit poisonous fumes.</p>

3-Chloro-2-(chloromethyl)prop-1-ene

SECTION 6 Accidental release measures

6.1. Personal precautions, protective equipment and emergency procedures

See section 8

6.2. Environmental precautions

See section 12

6.3. Methods and material for containment and cleaning up

Minor Spills	<ul style="list-style-type: none"> ▶ Remove all ignition sources. ▶ Clean up all spills immediately. ▶ Avoid breathing vapours and contact with skin and eyes. ▶ Control personal contact with the substance, by using protective equipment. ▶ Contain and absorb small quantities with vermiculite or other absorbent material. ▶ Wipe up. ▶ Collect residues in a flammable waste container.
Major Spills	<ul style="list-style-type: none"> ▶ Clear area of personnel and move upwind. ▶ Alert Fire Brigade and tell them location and nature of hazard. ▶ May be violently or explosively reactive. ▶ Wear full body protective clothing with breathing apparatus. ▶ Prevent, by any means available, spillage from entering drains or water course. ▶ Consider evacuation (or protect in place). ▶ No smoking, naked lights or ignition sources. ▶ Increase ventilation. ▶ Stop leak if safe to do so. ▶ Water spray or fog may be used to disperse vapour. ▶ Contain or absorb spill with sand, earth or vermiculite. ▶ Use only spark-free shovels and explosion proof equipment. ▶ Collect recoverable product into labelled containers for recycling. ▶ Collect solid residues and seal in labelled drums for disposal. ▶ Wash area and prevent runoff into drains. ▶ After clean up operations, decontaminate and launder all protective clothing and equipment before storing and re-using. ▶ If contamination of drains or waterways occurs, advise emergency services.

6.4. Reference to other sections

Personal Protective Equipment advice is contained in Section 8 of the SDS.

SECTION 7 Handling and storage

7.1. Precautions for safe handling

Safe handling	<ul style="list-style-type: none"> ▶ Avoid all personal contact, including inhalation. ▶ Wear protective clothing when risk of exposure occurs. ▶ Use in a well-ventilated area. ▶ Prevent concentration in hollows and sumps. ▶ DO NOT enter confined spaces until atmosphere has been checked. ▶ DO NOT allow material to contact humans, exposed food or food utensils. ▶ Avoid contact with incompatible materials. ▶ When handling, DO NOT eat, drink or smoke. ▶ Keep containers securely sealed when not in use. ▶ Avoid physical damage to containers. ▶ Always wash hands with soap and water after handling. ▶ Work clothes should be laundered separately. Launder contaminated clothing before re-use. ▶ Use good occupational work practice. ▶ Observe manufacturer's storage and handling recommendations contained within this SDS. ▶ Atmosphere should be regularly checked against established exposure standards to ensure safe working conditions are maintained. ▶ Containers, even those that have been emptied, may contain explosive vapours. ▶ Do NOT cut, drill, grind, weld or perform similar operations on or near containers.
Fire and explosion protection	See section 5
Other information	<ul style="list-style-type: none"> ▶ Store in approved flammable liquid storage area. ▶ No smoking, naked lights/ignition sources. ▶ Keep containers securely sealed. ▶ Store away from incompatible materials in a cool, dry, well-ventilated area. ▶ Protect containers against physical damage and check regularly for leaks. ▶ Storage areas should be clearly identified, well illuminated, clear of obstruction and accessible only to trained and authorised

3-Chloro-2-(chloromethyl)prop-1-ene

- personnel - adequate security must be provided so that unauthorised personnel do not have access.
- ▶ Store in grounded, properly designed and approved vessels and away from incompatible materials
 - ▶ Store according to applicable regulations for flammable materials for storage tanks, containers, piping, buildings, rooms, cabinets, allowable quantities and minimum storage distances.
 - ▶ Use non-sparking ventilation systems, approved explosion proof equipment and intrinsically safe electrical systems.
 - ▶ Have appropriate extinguishing capability in storage area (e.g. portable fire extinguishers - dry chemical, foam or carbon dioxide) and flammable gas detectors.
 - ▶ Keep adsorbents for leaks and spills readily available
 - ▶ For bulk storages, consider use of floating roof or nitrogen blanketed vessels; where venting to atmosphere is possible, equip storage tank vents with flame arrestors; inspect tank vents during winter conditions for vapour/ ice build-up; storage tanks should be above ground and diked to hold entire contents.
 - ▶ Observe manufacturer's storage and handling recommendations contained within this SDS.

7.2. Conditions for safe storage, including any incompatibilities

Suitable container	<ul style="list-style-type: none"> ▶ Lined metal can, lined metal pail/ can. ▶ Plastic pail. ▶ Polyliner drum. ▶ Packing as recommended by manufacturer. ▶ Check all containers are clearly labelled and free from leaks. <p>For low viscosity materials</p> <ul style="list-style-type: none"> ▶ Drums and jerricans must be of the non-removable head type. ▶ Where a can is to be used as an inner package, the can must have a screwed enclosure. <p>For materials with a viscosity of at least 2680 cSt. (23 deg. C) and solids (between 15 C deg. and 40 deg C.):</p> <ul style="list-style-type: none"> ▶ Removable head packaging; ▶ Cans with friction closures and ▶ low pressure tubes and cartridges <p>may be used.</p> <p>-</p> <p>Where combination packages are used, and the inner packages are of glass, there must be sufficient inert cushioning material in contact with inner and outer packages *.</p> <p>-</p> <p>In addition, where inner packagings are glass and contain liquids of packing group I and II there must be sufficient inert absorbent to absorb any spillage *.</p> <p>-</p> <p>* unless the outer packaging is a close fitting moulded plastic box and the substances are not incompatible with the plastic.</p> <p>All inner and sole packagings for substances that have been assigned to Packaging Groups I or II on the basis of inhalation toxicity criteria, must be hermetically sealed.</p>
Storage incompatibility	<ul style="list-style-type: none"> ▶ Avoid reaction with oxidising agents ▶ Air Sensitive ▶ Lachrymatory ▶ Store under argon
Hazard categories in accordance with Regulation (EC) No 1272/2008	P5a: Flammable Liquids, P5b: Flammable Liquids, P5c: Flammable Liquids, E1: Hazardous to the Aquatic Environment in Category Acute 1 or Chronic 1
Qualifying quantity (tonnes) of dangerous substances as referred to in Article 3(10) for the application of	<p>P5a Lower- / Upper-tier requirements: 10 / 50</p> <p>P5b Lower- / Upper-tier requirements: 50 / 200</p> <p>P5c Lower- / Upper-tier requirements: 5 000 / 50 000</p> <p>E1 Lower- / Upper-tier requirements: 100 / 200</p>

7.3. Specific end use(s)

See section 1.2

SECTION 8 Exposure controls / personal protection

8.1. Control parameters

Ingredient	DNELs Exposure Pattern Worker	PNECs Compartment
Not Available	Not Available	Not Available

* Values for General Population

Occupational Exposure Limits (OEL)

INGREDIENT DATA

Continued...

Source	Ingredient	Material name	TWA	STEL	Peak	Notes
Not Available	Not Available	Not Available	Not Available	Not Available	Not Available	Not Available


Not Applicable

Emergency Limits

Ingredient	TEEL-1	TEEL-2	TEEL-3
3-Chloro-2-(chloromethyl)prop-1-ene	Not Available	Not Available	Not Available

Ingredient	Original IDLH	Revised IDLH
3-Chloro-2-(chloromethyl)prop-1-ene	Not Available	Not Available

8.2. Exposure controls

	<p>Engineering controls are used to remove a hazard or place a barrier between the worker and the hazard. Well-designed engineering controls can be highly effective in protecting workers and will typically be independent of worker interactions to provide this high level of protection.</p> <p>The basic types of engineering controls are:</p> <p>Process controls which involve changing the way a job activity or process is done to reduce the risk.</p> <p>Enclosure and/or isolation of emission source which keeps a selected hazard "physically" away from the worker and ventilation that strategically "adds" and "removes" air in the work environment. Ventilation can remove or dilute an air contaminant if designed properly. The design of a ventilation system must match the particular process and chemical or contaminant in use. Employers may need to use multiple types of controls to prevent employee overexposure.</p> <p>Local exhaust ventilation usually required. If risk of overexposure exists, wear approved respirator. Correct fit is essential to obtain adequate protection. Supplied-air type respirator may be required in special circumstances. Correct fit is essential to ensure adequate protection.</p> <p>An approved self contained breathing apparatus (SCBA) may be required in some situations.</p> <p>Provide adequate ventilation in warehouse or closed storage area. Air contaminants generated in the workplace possess varying "escape" velocities which, in turn, determine the "capture velocities" of fresh circulating air required to effectively remove the contaminant.</p> <table border="1" data-bbox="384 1144 1485 1469"> <thead> <tr> <th>Type of Contaminant:</th> <th>Air Speed:</th> </tr> </thead> <tbody> <tr> <td>solvent, vapours, degreasing etc., evaporating from tank (in still air).</td> <td>0.25-0.5 m/s (50-100 f/min.)</td> </tr> <tr> <td>aerosols, fumes from pouring operations, intermittent container filling, low speed conveyer transfers, welding, spray drift, plating acid fumes, pickling (released at low velocity into zone of active generation)</td> <td>0.5-1 m/s (100-200 f/min.)</td> </tr> <tr> <td>direct spray, spray painting in shallow booths, drum filling, conveyer loading, crusher dusts, gas discharge (active generation into zone of rapid air motion)</td> <td>1-2.5 m/s (200-500 f/min.)</td> </tr> <tr> <td>grinding, abrasive blasting, tumbling, high speed wheel generated dusts (released at high initial velocity into zone of very high rapid air motion).</td> <td>2.5-10 m/s (500-2000 f/min.)</td> </tr> </tbody> </table> <p>Within each range the appropriate value depends on:</p> <table border="1" data-bbox="384 1514 1198 1704"> <thead> <tr> <th>Lower end of the range</th> <th>Upper end of the range</th> </tr> </thead> <tbody> <tr> <td>1: Room air currents minimal or favourable to capture</td> <td>1: Disturbing room air currents</td> </tr> <tr> <td>2: Contaminants of low toxicity or of nuisance value only.</td> <td>2: Contaminants of high toxicity</td> </tr> <tr> <td>3: Intermittent, low production.</td> <td>3: High production, heavy use</td> </tr> <tr> <td>4: Large hood or large air mass in motion</td> <td>4: Small hood-local control only</td> </tr> </tbody> </table> <p>Simple theory shows that air velocity falls rapidly with distance away from the opening of a simple extraction pipe. Velocity generally decreases with the square of distance from the extraction point (in simple cases). Therefore the air speed at the extraction point should be adjusted, accordingly, after reference to distance from the contaminating source. The air velocity at the extraction fan, for example, should be a minimum of 1-2 m/s (200-400 f/min) for extraction of solvents generated in a tank 2 meters distant from the extraction point. Other mechanical considerations, producing performance deficits within the extraction apparatus, make it essential that theoretical air velocities are multiplied by factors of 10 or more when extraction systems are installed or used.</p>	Type of Contaminant:	Air Speed:	solvent, vapours, degreasing etc., evaporating from tank (in still air).	0.25-0.5 m/s (50-100 f/min.)	aerosols, fumes from pouring operations, intermittent container filling, low speed conveyer transfers, welding, spray drift, plating acid fumes, pickling (released at low velocity into zone of active generation)	0.5-1 m/s (100-200 f/min.)	direct spray, spray painting in shallow booths, drum filling, conveyer loading, crusher dusts, gas discharge (active generation into zone of rapid air motion)	1-2.5 m/s (200-500 f/min.)	grinding, abrasive blasting, tumbling, high speed wheel generated dusts (released at high initial velocity into zone of very high rapid air motion).	2.5-10 m/s (500-2000 f/min.)	Lower end of the range	Upper end of the range	1: Room air currents minimal or favourable to capture	1: Disturbing room air currents	2: Contaminants of low toxicity or of nuisance value only.	2: Contaminants of high toxicity	3: Intermittent, low production.	3: High production, heavy use	4: Large hood or large air mass in motion	4: Small hood-local control only
Type of Contaminant:	Air Speed:																				
solvent, vapours, degreasing etc., evaporating from tank (in still air).	0.25-0.5 m/s (50-100 f/min.)																				
aerosols, fumes from pouring operations, intermittent container filling, low speed conveyer transfers, welding, spray drift, plating acid fumes, pickling (released at low velocity into zone of active generation)	0.5-1 m/s (100-200 f/min.)																				
direct spray, spray painting in shallow booths, drum filling, conveyer loading, crusher dusts, gas discharge (active generation into zone of rapid air motion)	1-2.5 m/s (200-500 f/min.)																				
grinding, abrasive blasting, tumbling, high speed wheel generated dusts (released at high initial velocity into zone of very high rapid air motion).	2.5-10 m/s (500-2000 f/min.)																				
Lower end of the range	Upper end of the range																				
1: Room air currents minimal or favourable to capture	1: Disturbing room air currents																				
2: Contaminants of low toxicity or of nuisance value only.	2: Contaminants of high toxicity																				
3: Intermittent, low production.	3: High production, heavy use																				
4: Large hood or large air mass in motion	4: Small hood-local control only																				
<p>8.2.2. Individual protection measures, such as personal protective equipment</p>																					
<p>Eye and face protection</p>	<ul style="list-style-type: none"> ▶ Safety glasses with side shields ▶ Chemical goggles. [AS/NZS 1337.1, EN166 or national equivalent] ▶ Contact lenses may pose a special hazard; soft contact lenses may absorb and concentrate irritants. A written policy document, describing the wearing of lenses or restrictions on use, should be created for each workplace or task. This should 																				

3-Chloro-2-(chloromethyl)prop-1-ene

	include a review of lens absorption and adsorption for the class of chemicals in use and an account of injury experience. Medical and first-aid personnel should be trained in their removal and suitable equipment should be readily available. In the event of chemical exposure, begin eye irrigation immediately and remove contact lens as soon as practicable. Lens should be removed at the first signs of eye redness or irritation - lens should be removed in a clean environment only after workers have washed hands thoroughly. [CDC NIOSH Current Intelligence Bulletin 59].
Skin protection	See Hand protection below
Hands/feet protection	<ul style="list-style-type: none"> ▸ Wear chemical protective gloves, e.g. PVC. ▸ Wear safety footwear or safety gumboots, e.g. Rubber
Body protection	See Other protection below
Other protection	<ul style="list-style-type: none"> ▸ Overalls. ▸ Eyewash unit. ▸ Barrier cream. ▸ Skin cleansing cream. ▸ Some plastic personal protective equipment (PPE) (e.g. gloves, aprons, overshoes) are not recommended as they may produce static electricity. ▸ For large scale or continuous use wear tight-weave non-static clothing (no metallic fasteners, cuffs or pockets). ▸ Non sparking safety or conductive footwear should be considered. Conductive footwear describes a boot or shoe with a sole made from a conductive compound chemically bound to the bottom components, for permanent control to electrically ground the foot and shall dissipate static electricity from the body to reduce the possibility of ignition of volatile compounds. Electrical resistance must range between 0 to 500,000 ohms. Conductive shoes should be stored in lockers close to the room in which they are worn. Personnel who have been issued conductive footwear should not wear them from their place of work to their homes and return.

8.2.3. Environmental exposure controls

See section 12

SECTION 9 Physical and chemical properties

9.1. Information on basic physical and chemical properties

Appearance	Pale yellow		
Physical state	Liquid	Relative density (Water = 1)	Not Available
Odour	Not Available	Partition coefficient n-octanol / water	Not Available
Odour threshold	Not Available	Auto-ignition temperature (°C)	Not Available
pH (as supplied)	Not Available	Decomposition temperature (°C)	Not Available
Melting point / freezing point (°C)	-14	Viscosity (cSt)	Not Available
Initial boiling point and boiling range (°C)	138-140	Molecular weight (g/mol)	Not Available
Flash point (°C)	36	Taste	Not Available
Evaporation rate	Not Available	Explosive properties	Not Available
Flammability	Flammable.	Oxidising properties	Not Available
Upper Explosive Limit (%)	Not Available	Surface Tension (dyn/cm or mN/m)	Not Available
Lower Explosive Limit (%)	Not Available	Volatile Component (%vol)	Not Available
Vapour pressure (kPa)	Not Available	Gas group	Not Available
Solubility in water	Immiscible	pH as a solution (1%)	Not Available
Vapour density (Air = 1)	1.08	VOC g/L	Not Available
Nanoform Solubility	Not Available	Nanoform Particle Characteristics	Not Available
Particle Size	Not Available		

9.2. Other information

Not Available

SECTION 10 Stability and reactivity

10.1.Reactivity	See section 7.2
10.2. Chemical stability	<ul style="list-style-type: none"> ▸ Unstable in the presence of incompatible materials. ▸ Product is considered stable. ▸ Hazardous polymerisation will not occur.
10.3. Possibility of hazardous reactions	See section 7.2
10.4. Conditions to avoid	See section 7.2
10.5. Incompatible materials	See section 7.2
10.6. Hazardous decomposition products	See section 5.3

SECTION 11 Toxicological information

11.1. Information on hazard classes as defined in Regulation (EC) No 1272/2008 Information on toxicological effects

Inhaled	The material is not thought to produce respiratory irritation (as classified by EC Directives using animal models). Nevertheless inhalation of vapours, fumes or aerosols, especially for prolonged periods, may produce respiratory discomfort and occasionally, distress. Inhalation of vapours or aerosols (mists, fumes), generated by the material during the course of normal handling, may produce severe damage to the health of the individual. Relatively small amounts absorbed through the lungs may prove fatal.
Ingestion	Accidental ingestion of the material may be seriously damaging to the health of the individual; animal experiments indicate that ingestion of less than 40 gram may be fatal.
Skin Contact	The liquid may be able to be mixed with fats or oils and may degrease the skin, producing a skin reaction described as non-allergic contact dermatitis. The material is unlikely to produce an irritant dermatitis as described in EC Directives. Open cuts, abraded or irritated skin should not be exposed to this material Entry into the blood-stream, through, for example, cuts, abrasions or lesions, may produce systemic injury with harmful effects. Examine the skin prior to the use of the material and ensure that any external damage is suitably protected.
Eye	Although the liquid is not thought to be an irritant (as classified by EC Directives), direct contact with the eye may produce transient discomfort characterised by tearing or conjunctival redness (as with windburn).
Chronic	Long-term exposure to the product is not thought to produce chronic effects adverse to the health (as classified by EC Directives using animal models); nevertheless exposure by all routes should be minimised as a matter of course.

3-Chloro-2-(chloromethyl)prop-1-ene	TOXICITY	IRRITATION
	Inhalation(Mammal) LC50; 0.4 mg/L4h ^[2]	Not Available
	Oral (Rat) LD50: 150 mg/kg ^[2]	
Legend:	1. Value obtained from Europe ECHA Registered Substances - Acute toxicity 2. Value obtained from manufacturer's SDS. Unless otherwise specified data extracted from RTECS - Register of Toxic Effect of chemical Substances	

Acute Toxicity	✓	Carcinogenicity	✓
Skin Irritation/Corrosion	✓	Reproductivity	✗
Serious Eye Damage/Irritation	✓	STOT - Single Exposure	✓
Respiratory or Skin sensitisation	✗	STOT - Repeated Exposure	✗
Mutagenicity	✗	Aspiration Hazard	✗

Legend: ✗ – Data either not available or does not fill the criteria for classification
 ✓ – Data available to make classification

11.2 Information on other hazards

11.2.1. Endocrine disrupting properties

No evidence of endocrine disrupting properties were found in the current literature.

11.2.2. Other information

See Section 11.1

SECTION 12 Ecological information

3-Chloro-2-(chloromethyl)prop-1-ene

12.1. Toxicity

3-Chloro-2-(chloromethyl)prop-1-ene	Endpoint	Test Duration (hr)	Species	Value	Source
	LC50	96h	Fish	0.172-0.206mg/l	4
Legend:	Extracted from 1. IUCLID Toxicity Data 2. Europe ECHA Registered Substances - Ecotoxicological Information - Aquatic Toxicity 4. US EPA, Ecotox database - Aquatic Toxicity Data 5. ECETOC Aquatic Hazard Assessment Data 6. NITE (Japan) - Bioconcentration Data 7. METI (Japan) - Bioconcentration Data 8. Vendor Data				

DO NOT discharge into sewer or waterways.

12.2. Persistence and degradability

Ingredient	Persistence: Water/Soil	Persistence: Air
	No Data available for all ingredients	No Data available for all ingredients

12.3. Bioaccumulative potential

Ingredient	Bioaccumulation
	No Data available for all ingredients

12.4. Mobility in soil

Ingredient	Mobility
	No Data available for all ingredients

12.5. Results of PBT and vPvB assessment

	P	B	T
Relevant available data	Not Available	Not Available	Not Available
PBT	✗	✗	✗
vPvB	✗	✗	✗
PBT Criteria fulfilled?	No		
vPvB	No		

12.6. Endocrine disrupting properties

No evidence of endocrine disrupting properties were found in the current literature.

12.7. Other adverse effects

No evidence of ozone depleting properties were found in the current literature.




SECTION 13 Disposal considerations

13.1. Waste treatment methods

Product / Packaging disposal	<ul style="list-style-type: none"> ▶ Recycle wherever possible. ▶ Consult manufacturer for recycling options or consult local or regional waste management authority for disposal if no suitable treatment or disposal facility can be identified. ▶ Dispose of by: burial in a land-fill specifically licensed to accept chemical and / or pharmaceutical wastes or Incineration in a licensed apparatus (after admixture with suitable combustible material). ▶ Decontaminate empty containers. Observe all label safeguards until containers are cleaned and destroyed.
Waste treatment options	Not Available
Sewage disposal options	Not Available

SECTION 14 Transport information

Labels Required

	 
Marine Pollutant	
HAZCHEM	•3W

Land transport (ADR-RID)

14.1. UN number or ID number	2929												
14.2. UN proper shipping name	TOXIC LIQUID, FLAMMABLE, ORGANIC, N.O.S.												
14.3. Transport hazard class(es)	<table border="1"> <tr> <td>Class</td> <td>6.1</td> </tr> <tr> <td>Subsidiary risk</td> <td>3</td> </tr> </table>	Class	6.1	Subsidiary risk	3								
Class	6.1												
Subsidiary risk	3												
14.4. Packing group	II												
14.5. Environmental hazard	Environmentally hazardous												
14.6. Special precautions for user	<table border="1"> <tr> <td>Hazard identification (Kemler)</td> <td>63</td> </tr> <tr> <td>Classification code</td> <td>TF1</td> </tr> <tr> <td>Hazard Label</td> <td>6.1 +3</td> </tr> <tr> <td>Special provisions</td> <td>274</td> </tr> <tr> <td>Limited quantity</td> <td>100 ml</td> </tr> <tr> <td>Tunnel Restriction Code</td> <td>2 (D/E)</td> </tr> </table>	Hazard identification (Kemler)	63	Classification code	TF1	Hazard Label	6.1 +3	Special provisions	274	Limited quantity	100 ml	Tunnel Restriction Code	2 (D/E)
Hazard identification (Kemler)	63												
Classification code	TF1												
Hazard Label	6.1 +3												
Special provisions	274												
Limited quantity	100 ml												
Tunnel Restriction Code	2 (D/E)												

Air transport (ICAO-IATA / DGR)

14.1. UN number	2929														
14.2. UN proper shipping name	Toxic liquid, flammable, organic, n.o.s. *														
14.3. Transport hazard class(es)	<table border="1"> <tr> <td>ICAO/IATA Class</td> <td>6.1</td> </tr> <tr> <td>ICAO / IATA Subrisk</td> <td>3</td> </tr> <tr> <td>ERG Code</td> <td>6F</td> </tr> </table>	ICAO/IATA Class	6.1	ICAO / IATA Subrisk	3	ERG Code	6F								
ICAO/IATA Class	6.1														
ICAO / IATA Subrisk	3														
ERG Code	6F														
14.4. Packing group	II														
14.5. Environmental hazard	Environmentally hazardous														
14.6. Special precautions for user	<table border="1"> <tr> <td>Special provisions</td> <td>A4 A137</td> </tr> <tr> <td>Cargo Only Packing Instructions</td> <td>662</td> </tr> <tr> <td>Cargo Only Maximum Qty / Pack</td> <td>60 L</td> </tr> <tr> <td>Passenger and Cargo Packing Instructions</td> <td>654</td> </tr> <tr> <td>Passenger and Cargo Maximum Qty / Pack</td> <td>5 L</td> </tr> <tr> <td>Passenger and Cargo Limited Quantity Packing Instructions</td> <td>Y641</td> </tr> <tr> <td>Passenger and Cargo Limited Maximum Qty / Pack</td> <td>1 L</td> </tr> </table>	Special provisions	A4 A137	Cargo Only Packing Instructions	662	Cargo Only Maximum Qty / Pack	60 L	Passenger and Cargo Packing Instructions	654	Passenger and Cargo Maximum Qty / Pack	5 L	Passenger and Cargo Limited Quantity Packing Instructions	Y641	Passenger and Cargo Limited Maximum Qty / Pack	1 L
Special provisions	A4 A137														
Cargo Only Packing Instructions	662														
Cargo Only Maximum Qty / Pack	60 L														
Passenger and Cargo Packing Instructions	654														
Passenger and Cargo Maximum Qty / Pack	5 L														
Passenger and Cargo Limited Quantity Packing Instructions	Y641														
Passenger and Cargo Limited Maximum Qty / Pack	1 L														

Sea transport (IMDG-Code / GGVSee)

14.1. UN number	2929				
14.2. UN proper shipping name	TOXIC LIQUID, FLAMMABLE, ORGANIC, N.O.S.				
14.3. Transport hazard class(es)	<table border="1"> <tr> <td>IMDG Class</td> <td>6.1</td> </tr> <tr> <td>IMDG Subrisk</td> <td>3</td> </tr> </table>	IMDG Class	6.1	IMDG Subrisk	3
IMDG Class	6.1				
IMDG Subrisk	3				

14.4. Packing group	II	
14.5. Environmental hazard	Marine Pollutant	
14.6. Special precautions for user	EMS Number	F-E, S-D
	Special provisions	274
	Limited Quantities	100 mL

Inland waterways transport (ADN)

14.1. UN number	2929	
14.2. UN proper shipping name	TOXIC LIQUID, FLAMMABLE, ORGANIC, N.O.S.	
14.3. Transport hazard class(es)	6.1	3
14.4. Packing group	II	
14.5. Environmental hazard	Environmentally hazardous	
14.6. Special precautions for user	Classification code	TF1
	Special provisions	274; 802
	Limited quantity	100 ml
	Equipment required	PP, EP, EX, TOX, A
	Fire cones number	2

14.7. Maritime transport in bulk according to IMO instruments

14.7.1. Transport in bulk according to Annex II of MARPOL and the IBC code

Not Applicable

14.7.2. Transport in bulk in accordance with MARPOL Annex V and the IMSBC Code

Product name	Group
--------------	-------

14.7.3. Transport in bulk in accordance with the IGC Code

Product name	Ship Type
--------------	-----------

SECTION 15 Regulatory information

15.1. Safety, health and environmental regulations / legislation specific for the substance or mixture

This safety data sheet is in compliance with the following EU legislation and its adaptations - as far as applicable - : Directives 98/24/EC, - 92/85/EEC, - 94/33/EC, - 2008/98/EC, - 2010/75/EU; Commission Regulation (EU) 2020/878; Regulation (EC) No 1272/2008 as updated through ATPs.

Information according to 2012/18/EU (Seveso III):

Seveso Category	
	P5a, P5b, P5c, E1

15.2. Chemical safety assessment

For further information please look at the Chemical Safety Assessment and Exposure Scenarios prepared by your Supply Chain if available.

ECHA SUMMARY

Not Applicable

National Inventory Status

National Inventory	Status
Australia - AIIC / Australia Non-Industrial Use	Not Available
Canada - DSL	Not Available
Canada - NDSL	Not Available
China - IECSC	Not Available

3-Chloro-2-(chloromethyl)prop-1-ene

National Inventory	Status
Europe - EINEC / ELINCS / NLP	Not Available
Japan - ENCS	Not Available
Korea - KECI	Not Available
New Zealand - NZIoC	Not Available
Philippines - PICCS	Not Available
USA - TSCA	Not Available
Taiwan - TCSI	Not Available
Mexico - INSQ	Not Available
Vietnam - NCI	Not Available
Russia - FBEPH	Not Available
Legend:	<p>Yes = All CAS declared ingredients are on the inventory</p> <p>No = One or more of the CAS listed ingredients are not on the inventory. These ingredients may be exempt or will require registration.</p>

SECTION 16 Other information

Revision Date	16/09/2022
Initial Date	16/09/2022

Full text Risk and Hazard codes

Other information

Classification of the preparation and its individual components has drawn on official and authoritative sources as well as independent review by the Chemwatch Classification committee using available literature references.

The SDS is a Hazard Communication tool and should be used to assist in the Risk Assessment. Many factors determine whether the reported Hazards are Risks in the workplace or other settings. Risks may be determined by reference to Exposures Scenarios. Scale of use, frequency of use and current or available engineering controls must be considered.

For detailed advice on Personal Protective Equipment, refer to the following EU CEN Standards:

- EN 166 Personal eye-protection
- EN 340 Protective clothing
- EN 374 Protective gloves against chemicals and micro-organisms
- EN 13832 Footwear protecting against chemicals
- EN 133 Respiratory protective devices

Definitions and abbreviations

- PC - TWA: Permissible Concentration-Time Weighted Average
- PC - STEL: Permissible Concentration-Short Term Exposure Limit
- IARC: International Agency for Research on Cancer
- ACGIH: American Conference of Governmental Industrial Hygienists
- STEL: Short Term Exposure Limit
- TEEL: Temporary Emergency Exposure Limit,
- IDLH: Immediately Dangerous to Life or Health Concentrations
- ES: Exposure Standard
- OSF: Odour Safety Factor
- NOAEL :No Observed Adverse Effect Level
- LOAEL: Lowest Observed Adverse Effect Level
- TLV: Threshold Limit Value
- LOD: Limit Of Detection
- OTV: Odour Threshold Value
- BCF: BioConcentration Factors
- BEI: Biological Exposure Index
- AIIIC: Australian Inventory of Industrial Chemicals
- DSL: Domestic Substances List
- NDSL: Non-Domestic Substances List
- IECSC: Inventory of Existing Chemical Substance in China
- EINECS: European INventory of Existing Commercial chemical Substances
- ELINCS: European List of Notified Chemical Substances
- NLP: No-Longer Polymers
- ENCS: Existing and New Chemical Substances Inventory

3-Chloro-2-(chloromethyl)prop-1-ene

KECI: Korea Existing Chemicals Inventory

NZIoC: New Zealand Inventory of Chemicals

PICCS: Philippine Inventory of Chemicals and Chemical Substances

TSCA: Toxic Substances Control Act

TCSI: Taiwan Chemical Substance Inventory

INSQ: Inventario Nacional de Sustancias Químicas

NCI: National Chemical Inventory

FBEPH: Russian Register of Potentially Hazardous Chemical and Biological Substances

Powered by AuthorITe, from Chemwatch.